

# 2011-2012 Illinois Special Education Profile

Illinois State Board of Education  
Department of Special Education



## GENESEO CUSD 228

GENESEO, ILLINOIS

Member of Henry-Stark County Spec Ed Dist

### Section One: Background Information

#### Student Population

	Total Enrollment	Students with IEPs**	
		Enrollment	Percent
District	2,646	273	10.3
Cooperative	7,798	1,124	14.4
All Unit Districts*	886,170	130,791	14.8
State	2,091,396	289,021	13.8

#### Percent of Students by Race / Ethnicity

		White	Black	Hispanic	Asian	Native Hawaiian	Native American	Two or More Races
District	All Students	92.6	0.2	4.7	0.8	0.0	0.3	1.4
	Students with IEPs	94.9	0.4	3.3	0.7	0.0	0.4	0.4
Cooperative	All Students	86.5	3.0	7.4	0.7	0.0	0.4	2.1
	Students with IEPs	86.1	4.9	5.5	0.4	0.1	0.6	2.3
State	All Students	50.7	18.1	23.7	4.2	0.1	0.3	2.8
	Students with IEPs	53.5	20.8	20.3	2.0	0.1	0.4	2.8

#### Percent of Students in Each Disability Category

Disability Category	Percent of All Students				Percent of Students with IEPs			
	District	Coop	All Unit Districts*	State	District	Coop	All Unit Districts*	State
Autism	0.302	0.308	0.863	0.850	2.93	2.14	5.85	6.15
Deafness	0.113	0.038	0.018	0.029	1.10	0.27	0.12	0.21
Deaf-Blindness	0.038	0.026	0.001	0.001	0.37	0.18	0.01	0.01
Developmental Delay	0.567	1.321	1.439	1.298	5.49	9.16	9.75	9.39
Emotional Disability	0.378	1.077	0.983	0.990	3.66	7.47	6.66	7.16
Hearing Impairment	0.189	0.090	0.173	0.153	1.83	0.62	1.17	1.11
Intellectual Disability	1.020	0.975	0.893	0.905	9.89	6.76	6.05	6.55
Multiple Disabilities	0.038	0.141	0.130	0.109	0.37	0.98	0.88	0.79
Orthopedic Impairment	0.000	0.026	0.082	0.084	0.00	0.18	0.56	0.61
Other Health Impairment	0.907	1.205	1.623	1.328	8.79	8.36	10.99	9.61
Specific Learning Disability	3.779	5.501	5.061	5.137	36.63	38.17	34.29	37.17
Speech or Language Impairment	2.872	3.642	3.393	2.846	27.84	25.27	22.99	20.59
Traumatic Brain Injury	0.000	0.013	0.039	0.034	0.00	0.09	0.26	0.25
Visual Impairment	0.113	0.051	0.062	0.055	1.10	0.36	0.42	0.40

\*The "Unit District" category does not include Chicago Public Schools.

\*\*Students enrolled by the parent/guardian in a non-public (e.g. parochial) school for general education and are not enrolled in the public school district but are receiving special education and/or related services provided by the public school district specified on an individualized services plan (ISP) have been removed from all calculations on the District Special Education Profile.

**GENESEO  
PROFILE OF SPECIAL EDUCATION DATA  
2011-2012**

	<b>DISTRICT</b>	<b>% SpEd</b>	<b>COOPERATIVE</b>	<b>% SpEd</b>	<b>STATE</b>	<b>% SpEd</b>
<b>MR</b>	27	9.89%	76	6.76%	18,927	6.55%
<b>PI</b>			2	0.18%	1,757	0.61%
<b>SLD</b>	100	36.63%	429	38.17%	107,435	37.17%
<b>VI</b>	3	1.10%	4	0.36%	711	0.25%
<b>HI</b>	5	1.83%	7	0.62%	3,200	1.11%
<b>D</b>	3	1.10%	3	0.27%	607	0.21%
<b>D/B</b>	1	0.37%	2	0.18%	21	0.01%
<b>SL</b>	76	27.84%	284	25.27%	59,521	20.59%
<b>ED</b>	10	3.66%	84	7.47%	20,705	7.16%
<b>OHI</b>	24	8.79%	94	8.36%	27,774	9.61%
<b>MD</b>	1	0.37%	11	0.98%	2,280	0.79%
<b>DD</b>	15	5.49%	103	9.16%	27,146	9.39%
<b>AUT</b>	8	2.93%	24	2.14%	17,777	6.15%
<b>TBI</b>			1	0.09%	1,150	0.40%
<b>TOTAL</b>	273		1,124		289,010	

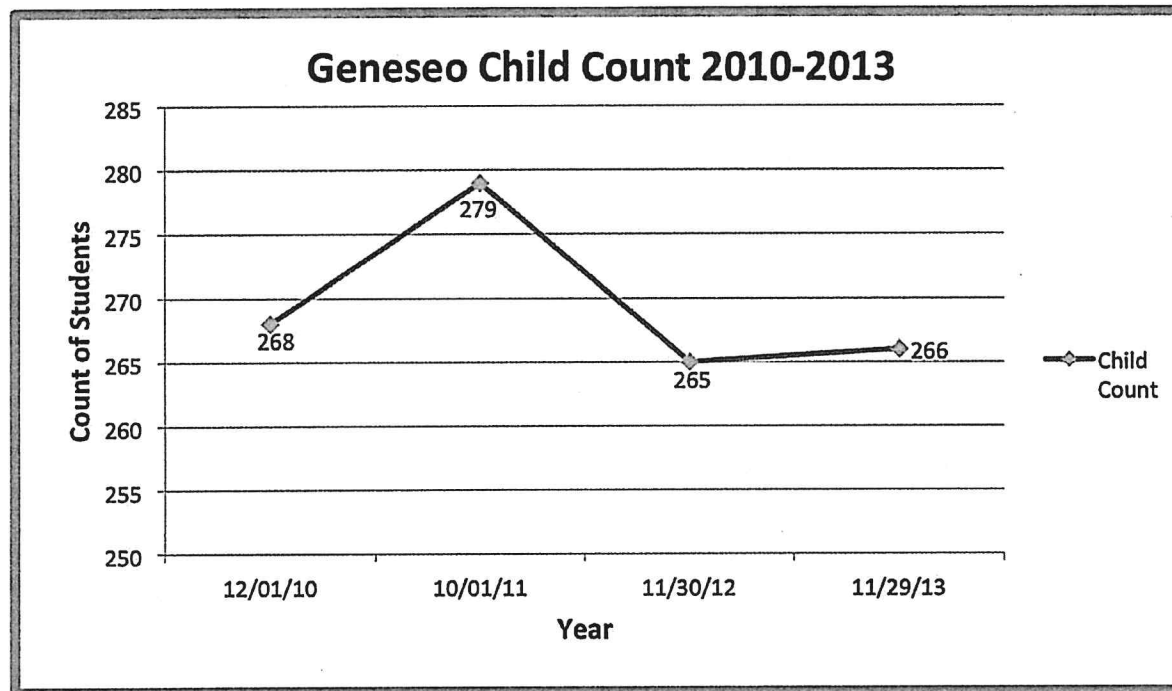
<b>Fall Housing Count</b>	2656	10.28%	7798	14.41%	2,091,396	13.82%
-----------------------------------	------	--------	------	--------	-----------	--------

**DISTRICT SUMMARY  
PROFILE OF SPECIAL EDUCATION DATA  
2011-2012**

	<b>DISTRICT</b>	<b>% SpEd</b>	<b>COOPERATIVE</b>	<b>% SpEd</b>	<b>STATE</b>	<b>% SpEd</b>
<b>MR</b>	76	6.76%	76	6.76%	18,927	6.55%
<b>PI</b>	2	0.18%	2	0.18%	1,757	0.61%
<b>SLD</b>	429	38.17%	429	38.17%	107,435	37.17%
<b>VI</b>	4	0.36%	4	0.36%	711	0.25%
<b>HI</b>	7	0.62%	7	0.62%	3,200	1.11%
<b>D</b>	3	0.27%	3	0.27%	607	0.21%
<b>D/B</b>	2	0.18%	2	0.18%	21	0.01%
<b>SL</b>	284	25.27%	284	25.27%	59,521	20.59%
<b>ED</b>	84	7.47%	84	7.47%	20,705	7.16%
<b>OHI</b>	94	8.36%	94	8.36%	27,774	9.61%
<b>MD</b>	11	0.98%	11	0.98%	2,280	0.79%
<b>DD</b>	103	9.16%	103	9.16%	27,146	9.39%
<b>AUT</b>	24	2.14%	24	2.14%	17,777	6.15%
<b>TBI</b>	1	0.09%	1	0.09%	1,150	0.40%
<b>TOTAL</b>	1,124		1,124		289,010	
<b>Fall Housing Count</b>	7677	14.64%	7798	14.41%	2,091,396	13.82%

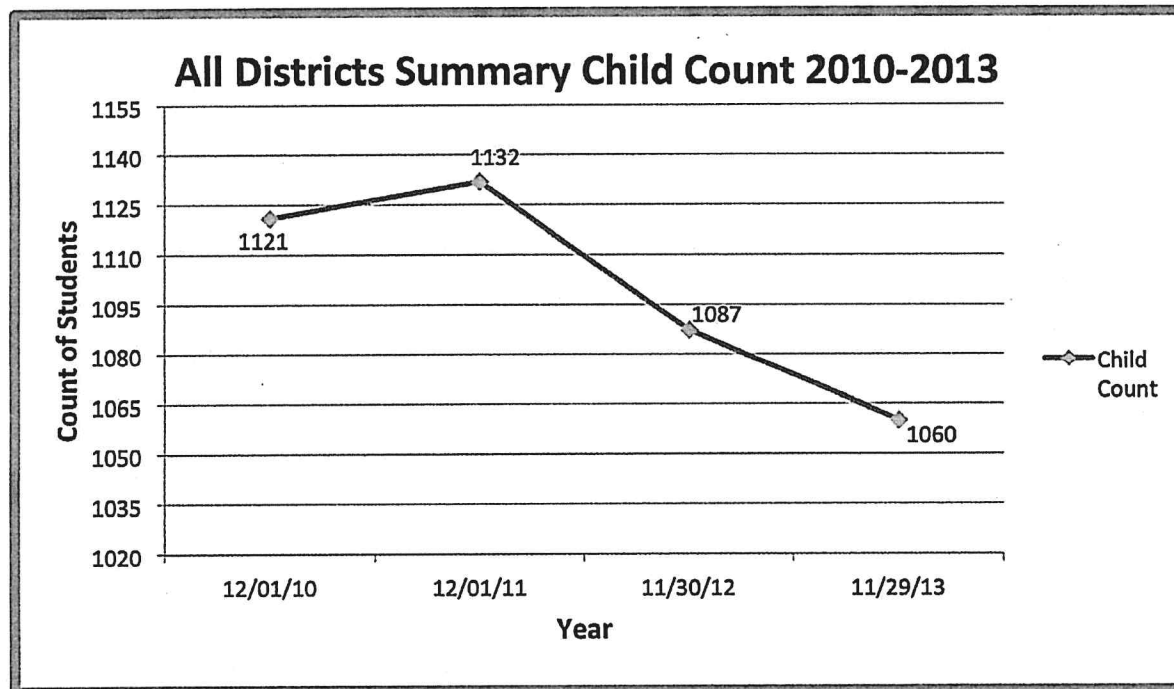
## Geneseo District 2010-2013 Child Count

	12/01/10	10/01/11	11/30/12	11/29/13
<b>Child Count</b>	268	279	265	266
<b>Percent of Change</b>		4.1%	-5.0%	0.4%



## All Districts Summary 2010-2013 Child Count

	12/01/10	12/01/11	11/30/12	11/29/13
Child Count	1121	1132	1087	1060
Percent of Change		1.0%	-4.0%	-2.5%



Henry-Stark Counties  
 Special Education  
 3/18/14

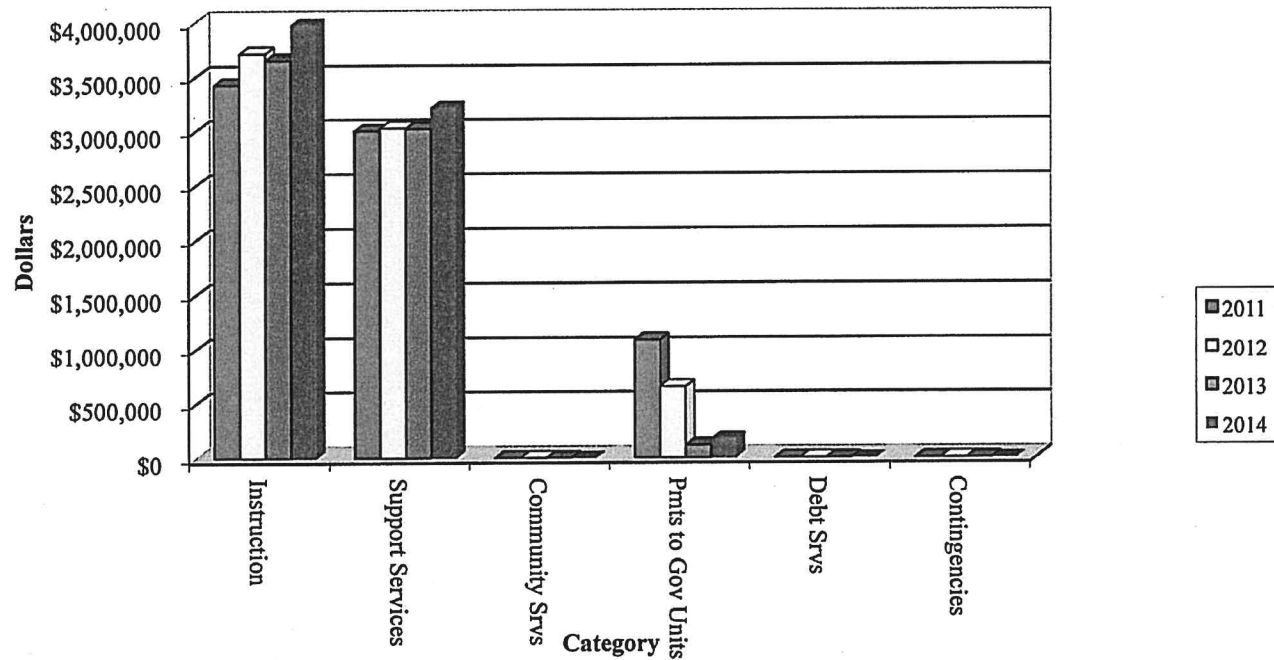
**2013-2014 STUDENTS**

**Initials,  
 Re-evaluations,  
 Testing**

Districts	Total Initials	Total Eligible	Total Not Eligible	Total Tested	Total Re-evals due	Total Initials and Re-evals done	Speech Initials	Speech Not Eligible
Annawan #226	11	11	0	8	1	6	6	0
Bradford #1	4	3	1	4	3	5	2	0
Cambridge #227	11	10	1	5	3	21	6	0
Galva #224	15	13	2	2	7	36	8	2
Geneseo #228	45	38	7	16	12	96	22	4
Kewanee #229	66	59	7	15	41	93	35	3
Stark County #100	16	12	4	7	7	42	8	0
Wethersfield #230	4	3	1	0	9	20	3	1
<b>TOTALS</b>	<b>161</b>	<b>138</b>	<b>23</b>	<b>49</b>	<b>82</b>	<b>313</b>	<b>84</b>	<b>10</b>

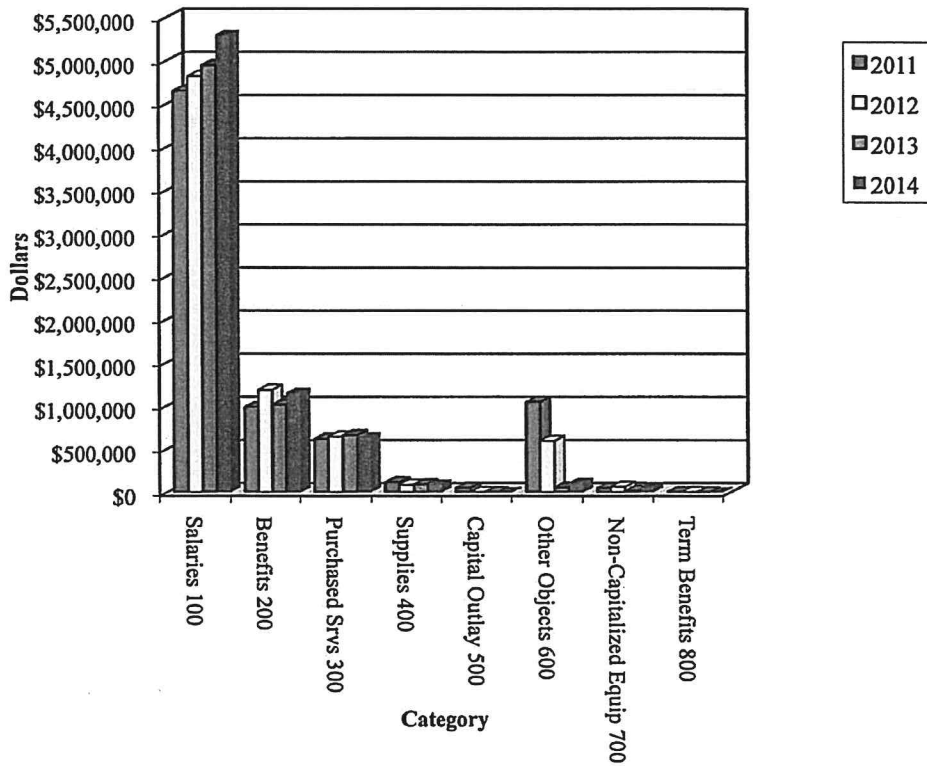
### Disbursements/Expenditures FY11 - FY14

<u>Category</u>	<u>2011</u>	<u>2012</u>	<u>2013</u>	<u>2014</u>	
Instruction	\$3,426,615	\$3,717,217	\$3,655,533	\$3,979,271	Instructional Programs
Support Services	\$2,999,284	\$3,023,272	\$3,019,200	\$3,215,839	SSW, Psych, Speech, Imp of Instruction/Inservice, Admin, Fiscal, Op/Maint, Info Srvs
Community Srvs	\$0	\$0	\$0	\$0	
Pmts to Gov Units	\$1,083,556	\$647,081	\$114,836	\$174,618	Subgrant pmts/prior year refunds to LEAs
Debt Srvs	\$0	\$0	\$0	\$0	
Contingencies	\$0	\$0	\$0	\$0	
<b>Total</b>	<b>\$7,509,455</b>	<b>\$7,387,570</b>	<b>\$6,789,569</b>	<b>\$7,369,728</b>	
<b>% Increase</b>		<b>-1.6%</b>	<b>-8.1%</b>	<b>8.5%</b>	



### Expenditures by Object FY11 - FY14

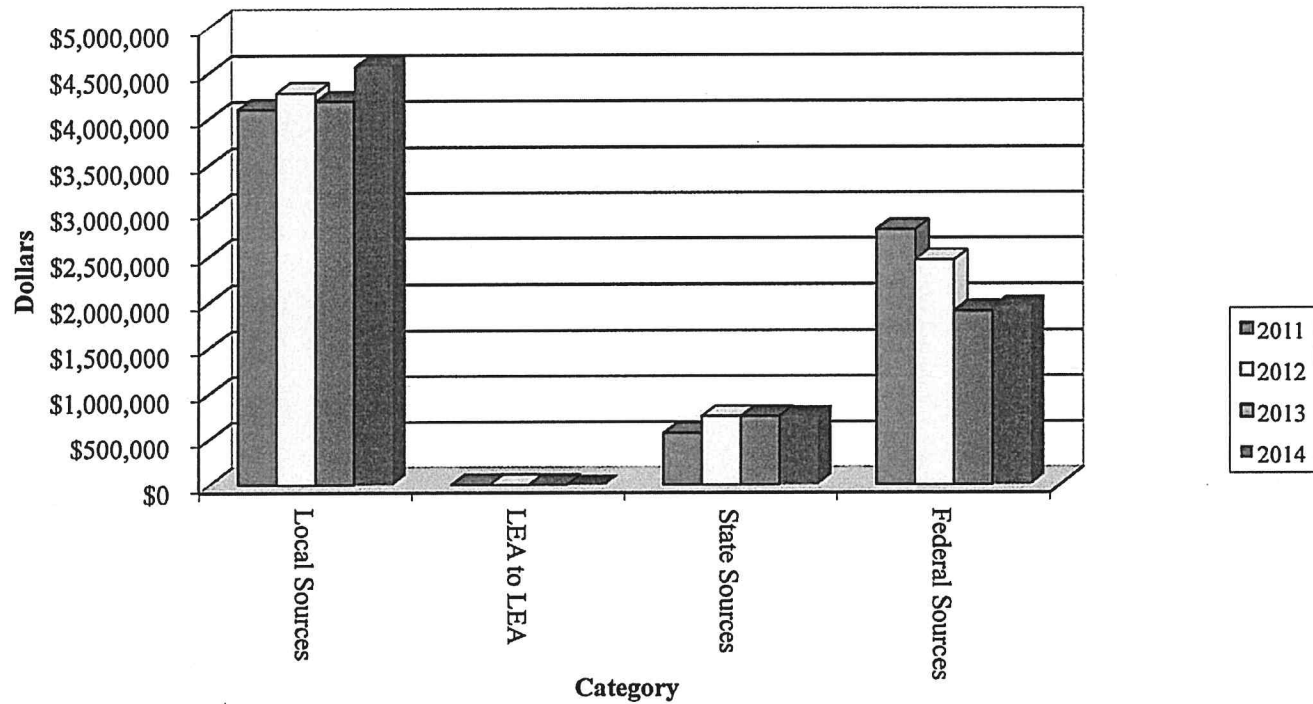
	<u>2011</u>	<u>2012</u>	<u>2013</u>	<u>2014</u>
Salaries 100	\$4,652,623	\$4,822,497	\$4,949,577	\$5,303,857
Benefits 200	\$983,274	\$1,182,942	\$1,012,454	\$1,153,034
Purchased Srvs 300	\$618,757	\$642,045	\$662,181	\$638,475
Supplies 400	\$115,670	\$85,639	\$92,690	\$96,595
Capital Outlay 500	\$49,200	\$0	\$0	\$0
Other Objects 600	\$1,042,771	\$592,487	\$56,357	\$114,957
Non-Capitalized Equip 700	\$46,760	\$61,960	\$16,310	\$62,810
Term Benefits 800	\$0	\$0	\$0	\$0
<b>Total</b>	<b>\$7,509,055</b>	<b>\$7,387,570</b>	<b>\$6,789,569</b>	<b>\$7,369,728</b>
<b>% Increase</b>		-1.6%	-8.1%	8.5%





### Sources of Revenue FY11 - FY14

<u>Category</u>	<u>2011</u>	<u>2012</u>	<u>2013</u>	<u>2014</u>	
Local Sources	\$4,102,257	\$4,284,226	\$4,190,477	\$4,569,444	Tuition, Tort, Interest, Lunch Sales, Donations, Refunds, Misc Payments
LEA to LEA	\$0	\$0	\$0	\$0	
State Sources	\$566,810	\$750,400	\$750,600	\$750,600	Personnel Reimbursement, IL Lunch
Federal Sources	\$2,786,360	\$2,453,000	\$1,899,215	\$1,950,446	Preschool Flow-Thru, Part B Flow-Thru, Final ARRA Preschool and Flow Through, Fee for Service, Admin Outreach, Nat'l Lunch
Total	\$7,455,427	\$7,487,626	\$6,840,292	\$7,270,490	
% Incr/Decr		0.4%	-8.6%	6.3%	



Enroll	Teacher / Program	Grade	Aides
<b>Annawan #226</b>			
Annawan GS/JH	15 Varland, Mary	K-8	Ann Chapman
Annawan HS	11 Olson, Gretchen	9-12	n/a
<b>TOTAL ENROLLED</b>	26		
<b>Bradford #1</b>			
Bradford GS	1 Creviston, Kayci - ECE pm only	Prek	Nancy Cler
	10 Griffith, Cecelia	K-5	Janet Rouse, ?(K.Rasmussen)
Bradford JH	7 Nanninga, Kristin	6-8	Cindy Ehnle, Angela Coffon(T.Durbin)
<b>TOTAL ENROLLED</b>	18		
<b>Cambridge #227</b>			
Cambridge GS	22 Moninski, Natasha	K-6	Rita Lookingbill, Cari Palmer, Tyna Hart(L.Favri)
	4 Stitt, Erin - DD(10ECE/15Blend)	Prek	Laura Cooper (AM-ECE=2, PM-Blend=2)
Cambridge HS	6 Schumaker, Deb	7-8	n/a
	17 Nelson, Amy	9-12	n/a
<b>TOTAL ENROLLED</b>	49		
<b>ExCEL Alternative</b>			
GS	7 Anderson, Elizabeth - ED	K-3	Jill Kinsella, Heidi Wilson
	9 Chandler, Carol - ED	4-6	Nichelle Hess
	7 Sames, Jessica - ED	3-4	Wayne Bailey
JH	8 Hill, Nathan - ED (1/6/14)	7-8	Ashley DeSmit
HS	6 Delaney-Smith, Dianne - ED	9-12	Matthew Marchand
	6 Miller, Casey - ED	9-12	Tina Matney
	8 Sheddan, Dawn - ED	9-12	William Preston
	6 Wheelock, Steven - ED	9-12	Lesley Banister
<b>TOTAL ENROLLED</b>	57		
<b>Galva #224</b>			
Galva GS	12 Lindbeck, Debra - CDEDSL	4-6	Beverly Fischer
	9 Rusk, Rhonda - CDEDSL	K-3	Stacey Swanson
Galva JH/HS	16 Parsons, Kelli - CDEDSL	10-12	Paula Boston
	14 Sullens, Kristine	7-9	RuthAnn Talbot
<b>TOTAL ENROLLED</b>	51		
<b>Geneseo #228</b>			
Geneseo HS	14 Breedlove, LaJean	9-12	Diane Birmingham
	13 Larson, Janet - CDMD (12/2/13)	9-12	Jennifer Hoon, Lisa Verstrete
	10 Ganson, Michelle	9-12	Susan Chenowith
	15 Gauley, Sandra	9-12	n/a
	13 Laingen, Tara	9-12	n/a
	0 Minnaert, Teri	9-12	n/a
	13 Strong, Isabelle - CDEDSL (12/16/13)	9-12	Lora Johnson
Geneseo Middle	16 Hardin, Amy	7-8	Melanie Curran
	6 Hogue, Andrea - CDMD	7-8	Kathy Cross, Pat Taber(L.Starvish), Tina Mattan(A.Lawrence)
	10 Jackson, Melissa	7-8	n/a
	6 Neumann, Sharon - CDEDSL	6-8	Darcie VanDoren
	10 Strohm, Robert	6	AnnaJo Wolak
Millikin	11 Schindwein, Carrie	K-5	n/a
Northside GS	7 Anderson, AnnaBeth - CDMD	K-2	Sandra Manna, Lori Tracey, Stephanie Stephenson(K.Hahn)
	12 Martens, Pam - DD(15Blend/10ECE)	Prek	Connie Cybulski (AM-Blend=4, PM-ECE=8)
	11 Sammons, Anne	K-5	n/a
	8 Steams, Gina - CDMD	3-5	Amber Johnson, Jennifer Johnson(P.Hamer), Amanda Tesmond(Q.Pollard)
Southwest	14 Fitzpatrick, Brigitte - CDEDSL	K-5	Jacqueline Freebern, Cindy Newton
	9 Lawrence, Kelly - CDEDSL	K-5	Andrea Allen
	19 Moe, Tasha	K-5	n/a
St. Malachys	2 Hintz, Janet	K-5	n/a
Hearing Itinerant	17 Witte, Lisa - HI	K-12	Nacole Jackson, Chandra Williams
Vision Itinerant	7 Hollinshead, Tara - VI	K-12	n/a
<b>TOTAL ENROLLED</b>	243		
<b>Kewanee #229</b>			
Belle	8 Miller, Sherilyn (1/6/14)	K-1	n/a
	16 Gustafson, Chris - CDEDSL	K-1	Linda Barnett, Kari Sturtevant, Kristin Durkin(C.Allensworth)
Central GS	9 Ernst, Megan - CDEDSL	4	Chelsea Lee
	6 Harmison, Emily - CDEDSL	5	LaNita Brown
	9 Krause, Amber - CDEDSL	6	Patricia Schiltz
	22 Schmidt, Rosalie	4-6	n/a
Central JH	7 Jermenc, Stacie - CDEDSL	7	Sara Cervantez
	12 Saey, Sue - CDEDSL	8	Sharon DeSmit, MaryJo VanDran
	10 Vegter, Ashley	7-8	n/a
Irving	9 Miller, Sherilyn (1/6/14)	2-3	n/a, Vickie Christion(P.Petty)
	13 Zentic, Chris - CDEDSL	2-3	Ann VanWassenhove, Lynn Heberer(B.Edens)
Irving/Visitation	0 Miller, Sherilyn (1/6/14)	K-8	n/a
Kewanee HS	7 Fristad, Julie (.5)	9-12	n/a
	12 Grabbe, Penney(11th) - CDEDSL	9-12	Roberta Rapczak, Chelsey Wright(T.Kindle/C.Rogers)
	8 Jennings, Kimberly(9th) - CDEDSL	9-12	Amber Spaniel
	6 Johnston, Kathy - CDMD	9-12	Julie Forsythe, Leila Interial, Andrew Saey, Doris Welch
	9 Mossner, Diane - CDMD	9-12	Julie Bridgewater, Mary Stoner

	10	Nelson, Nicole(10th) - CEDESLD	9-12	Ana Bermudez
	17	Saey, Cindie	9-12	n/a
	17	Titlow, Sarah	9-12	n/a
Lyle	19	Lichthardt, Sarah - DD(20ECE)	Prek	Kelly Verscha, Caroline Streeeter(H.Corrall/K.Buss) (AM=9, PM=10)
	14	Roem, Emily - DD(10ECE/20Blend)	Prek	Sandra Thomas, Yesenia Tito(.5) (AM=10, PM=4)
	6	Wagner, Wendy - DD(20ECE)	Prek	Teresa "Chris" Wager (AM=4, PM=2)
Neponset GS	7	Fristad, Julie (.5)	K-8	n/a
TOTAL ENROLLED	234			
<b>Stark Co. #100</b>	<b>Enroll</b>	<b>Teacher / Program</b>	<b>Grade</b>	<b>Aides</b>
Stark Co. GS	11	Coziahr, Terena	4-5	n/a
	10	Rennick, Leslie	K-3	Carol Rice
	4	Yedinak, Julie	4-5	n/a
Stark Co. JH	6	Burton, Diana (.5)	6-8	n/a
	11	Smith, Melissa	6-8	Susan VanWassenhove
	13	Tuthill, Angela	6-8	Jackie Carroll
Stark Co. HS	21	Hall, Sharon	9-10	n/a
	14	Kelly, Nicole - CEDESLD	9-12	Jennifer Spears
	14	Wier, Nancy	11-12	n/a
TOTAL ENROLLED	104			
<b>Wethersfield #230</b>	<b>Enroll</b>	<b>Teacher / Program</b>	<b>Grade</b>	<b>Aides</b>
Wethersfield GS	15	Ince, Teresa - CEDESLD	K-5	Susan Robinson, w/class aide(Caleb Stauffer)
	8	Shaver, Julie - CDMD	4-8	Teresa Arrieta, Lisa Murphy, Yesenia Tito(.5-1/8/14) (GS=4, JH=4)
	9	Whittington, Molly - CDMD	K-3	Katrina White, Michelle Aman, Brooke Steger
Wethersfield GS/JH	11	Merrick, Heidi	5-8	n/a, Eva Harlan(Terrence Huggins) (GS=3, JH=8)
Wethersfield JH/HS	11	Safirán, Barb - CEDESLD	8-12	Sharon Thomas (JH=0, HS=11)
	12	Webster, Shannon	8-12	n/a (JH=2, HS=10)
TOTAL ENROLLED	66			
<b>Coordinators</b>	<b>Enroll</b>	<b>Districts</b>		
BRYAN =	24	Belle Alexander		
199	46	Central GS		
	29	Central JH		
	22	Irving GS		
	71	Kewanee HS		
	7	Neponset		
	0	Visitation		
CLANCY =	1	Bradford ECE		
56	4	Cambridge ECE		
	12	Geneseo ECE		
	39	Kewanee ECE		
CROWL =	57	ExCEL Alternative		
57				
GRABBE =	26	Annawan		
120	45	Cambridge		
	49	Wethersfield		
JETT =	17	Bradford		
175	51	Galva		
	104	Stark County		
	0	Bradford-Bureau Valley HS		n/a
	3	Bradford-Henry HS		Rebecca Baker, John Klepanski, Kari Rasmussen
MINNAERT =	65	Geneseo HS		
109	42	Geneseo MS		
	2	Black Hawk Ed. Center		Camryn Hoskins, Trevor Vincent
SAMMONS =	11	Millikin GS		
66	11	Northside GS		
	42	Southwest GS		
	2	St. Malachys		
TBN =	34	Geneseo CDMD		
90	15	Kewanee CDMD		
	17	Wethersfield CDMD		
	17	Hearing Itinerant		
	7	Vision Itinerant		
WERTHEIM =	5	Residential		#1-Bradley Leverette/#501; #228-Nathaniel Stahl/Phillip Rock; #229-Timothy Ingram/#568;
5				#229-Griffin Watson/#525; #100-Jamie Cozzi/#147
TOTAL ENROLLED	877			



OT and PT Therapy Students 2013-2014

OT THERAPY - District/Building	OT THERAPIST	OT Students	Med.#	OT Therapist Totals	PT THERAPY - District/Building	PT THERAPIST	PT Students	Med.#	PT Therapist Totals
Annawan / Annawan Elementary	Barker	2	2	Barker	17	Annawan / Annawan Elementary	Hospital-Snyder	0	0
Annawan / Annawan High	Barker	0	0	Rashid	20	Annawan / Annawan High	Hospital-Snyder	0	0
	<b>Total</b>	<b>2</b>	<b>2</b>	<b>Total</b>	<b>37</b>		<b>Total</b>	<b>0</b>	<b>0</b>
Bradford / Bradford Elementary	Rashid	1	1			Bradford / Bradford Elementary	Hospital-Snyder	0	0
Bradford / Bradford Jr. High	Rashid	0	0			Bradford / Bradford Jr. High	Hospital-Snyder	0	0
	<b>Total</b>	<b>1</b>	<b>1</b>				<b>Total</b>	<b>0</b>	<b>0</b>
Cambridge / Cambridge Elementary	Barker	3	3			Cambridge / Cambridge Elementary	Hospital-Snyder	0	0
Cambridge / Cambridge High	Barker	0	0			Cambridge / Cambridge Jr./Sr. High	Hospital-Snyder	0	0
	<b>Total</b>	<b>3</b>	<b>3</b>				<b>Total</b>	<b>0</b>	<b>0</b>
ExCEL Alternative	Barker	1	1			ExCEL Alternative	Hospital-Snyder	1	1
	<b>Total</b>	<b>1</b>	<b>1</b>				<b>Total</b>	<b>1</b>	<b>1</b>
Galva / Galva Elementary	Rashid	4	4			Galva / Galva Elementary	Hospital-Snyder	2	2
Galva / Galva Jr./Sr. High	Rashid	0	0			Galva / Galva Jr./Sr. High	Hospital-Snyder	0	0
	<b>Total</b>	<b>4</b>	<b>4</b>				<b>Total</b>	<b>2</b>	<b>2</b>
Geneseo / Millikin Elementary	Barker	0	0			Geneseo / Millikin Elementary	Hospital-Snyder	0	0
Geneseo / Millikin/St. Malachy's	Barker	0	0			Geneseo / Millikin/St. Malachy's	Hospital-Snyder	0	0
Geneseo / Northside Elementary	Barker	6	5			Geneseo / Northside Elementary	Hospital-Snyder	3	3
Geneseo / Southwest Elementary	Barker	2	1			Geneseo / Southwest Elementary	Hospital-Snyder	2	2
Geneseo / Geneseo Middle	Barker	3	3			Geneseo / Geneseo Middle	Hospital-Snyder	2	2
Geneseo / Geneseo Middle/St. Malachy's	Barker	0	0			Geneseo / Geneseo Middle/St. Malachy's	Hospital-Snyder	0	0
Geneseo / Geneseo High	Barker	0	0			Geneseo / Geneseo High	Hospital-Snyder	0	0
	<b>Total</b>	<b>11</b>	<b>9</b>				<b>Total</b>	<b>7</b>	<b>7</b>
Kewanee / Belle Alexander	Rashid	2	1			Kewanee / Belle Alexander	Hospital-Snyder	2	2
Kewanee / Central Elementary	Rashid	0	0			Kewanee / Central Elementary	Hospital-Snyder	0	0
Kewanee / Central Jr. High	Rashid	0	0			Kewanee / Central Jr. High	Hospital-Snyder	0	0
Kewanee / Irving Elementary	Rashid	1	1			Kewanee / Irving Elementary	Hospital-Snyder	3	3
Kewanee / Irving/Visitation	Rashid	0	0			Kewanee / Irving/Visitation	Hospital-Snyder	0	0
Kewanee / Kewanee High	Rashid	1	1			Kewanee / Kewanee High	Hospital-Snyder	2	1
Kewanee / Lyle PreK	Rashid	3	3			Kewanee / Lyle PreK	Hospital-Snyder	4	3
Kewanee / Neponset Elementary	Rashid	0	0			Kewanee / Neponset Elementary	Hospital-Snyder	1	1
Kewanee / St. Paul's - Headstart PreK	Rashid	0	0			Kewanee / St. Paul's - Headstart PreK	Hospital-Snyder	0	0
	<b>Total</b>	<b>7</b>	<b>6</b>				<b>Total</b>	<b>12</b>	<b>10</b>
Stark County / Stark County Elementary	Rashid	0	0			Stark County / Stark County Elementary	Hospital-Snyder	1	1
Stark County / Headstart PreK	Rashid	0	0			Stark County / Headstart PreK	Hospital-Snyder	0	0
Stark County / Stark County Jr. High	Rashid	0	0			Stark County / Stark County Jr. High	Hospital-Snyder	0	0
Stark County / Stark County High	Rashid	0	0			Stark County / Stark County High	Hospital-Snyder	0	0
	<b>Total</b>	<b>0</b>	<b>0</b>				<b>Total</b>	<b>1</b>	<b>1</b>
Wethersfield / Wethersfield Elementary	Rashid	7	6			Wethersfield / Wethersfield Elementary	Hospital-Snyder	3	3
Wethersfield / Wethersfield Jr./Sr. High	Rashid	1	1			Wethersfield / Wethersfield Jr./Sr. High	Hospital-Snyder	1	1
	<b>Total</b>	<b>8</b>	<b>7</b>				<b>Total</b>	<b>4</b>	<b>4</b>
	<b>Grand Total</b>	<b>37</b>	<b>33</b>				<b>Grand Total</b>	<b>27</b>	<b>25</b>

2013-2014  
Henry-Stark Special Education Programs

District	Program	Teacher	Aide	Speech	Social Workers	Psychologists	BCBA	Administrators
<b>ExCEL Alternative</b>				Anderson	Grams	Belvel	Benne	Bryan
ExCEL	ED	Anderson, Elizabeth	Kinsella/Wilson	Draminski	Iavarone-ExCEL	Cox-Lagerstrom		Clancy, J
ExCEL	ED	Chandler, Carol	Hess	Fredericks	Lane	Juskiv		Crowl
ExCEL	ED	Delaney-Smith, Dianne	Marchand	Galney	Newman	Napier		Grabbe, R
ExCEL	ED	Hill, Nathan	DeSmit	Lavin	O'Connor	Petitgout		Jett
ExCEL	ED	Miller, Casey	Matney	Miles	Roden	Ruel		Wertheim
ExCEL	ED	Sarnes, Jessica	Bailey	Stralow	Sheets			
ExCEL	ED	Sheddan, Dawn	Preston	Taylor	Walk			
ExCEL	ED	Wheelock, Steve	Banister	Walters				
<b>Cambridge #227</b>				Winkleman				
Cambridge Elem	DD	Stitt, Erin	Cooper					
<b>Galva #224</b>								
Galva GS	Cross Categorical	Lindbeck, Debra						
Galva GS	Cross Categorical	Rusk, Rhonda						
Galva HS	Cross Categorical	Parsons, Kelli						
<b>Geneseo #228</b>								
Southwest	Cross Categorical	Fitzpatrick, Brigitte	Freeberr/Newton					
Southwest	Cross Categorical	Lawrence, Kelly	Allen A					
Northside	DD	Martens, Pam	Cybulski	Custodians	SSW Intern	Psych Intern	Clerical	
Northside	Life Skills	Anderson, Beth	Manna/Tracey	Kegebein, B	Crawford	Lister	Harker (ExCEL)	
Northside	Life Skills	Stearns, Gina	Johnson A	Kegebein, M	Ives		Kidd	
Geneseo Middle	Life Skills	Hogue, Andrea	Cross				Lempke	
Geneseo Middle	Cross Categorical	Neumann, Sharon	VanDoren				O'Keefe	
Geneseo High	HI	Witte, Lisa	Jackson/Williams				Smith, H	
Geneseo High	Cross Categorical	Strong, Isabelle	Johnson L				Solano	
Geneseo High	Life Skills	Larson, Janet	Hoon/VerStreate				Wexell	
Itinerant	VI	Hollinshead, Tara						
<b>Kewanee #229</b>							Clerical Assist.	
Lyle	DD	Lichthardt, Sarah	Verscha				Clancy, R	
Lyle	DD	Roem, Emily	Thomas Sa/Tito (AM)					
Lyle	DD	Wagner, Wendy	Wager					
Belle	Cross Categorical	Gustafson, Chris	Barnett/Sturtevant					
Irving	Cross Categorical	Zentic, Chris	VanWassenhove					
Central	Cross Categorical	Ernst, Megan	Lee					
Central	Cross Categorical	Harrison, Emily	Brown					
Central	Cross Categorical	Jermenc, Stacie	Cervantez					
Central	Cross Categorical	Krause, Amber	Schiltz					
Central	Cross Categorical	Saey, Sue	DeSmit/VanDran					
Kewanee HS	Life Skills	Johnston, Kathy	Forsythe/Interior/Saey A/Welch	Instructional Staff		Vacancies		
Kewanee HS	Life Skills	Mossner, Diane	Bridgewater/Stoner	Cross-Categorical CDEDSL	20 Teachers			
Kewanee HS	Cross Categorical	Grabbe, Penny	Rapczak		20 Aides			
Kewanee HS	Cross Categorical	Jennings, Kim	Spaniel	Life Skills CDMD	8 Teachers			
Kewanee HS	Cross Categorical	Nelson, Nicole	Bermudez		18 Aides			
<b>Stark Co. #100</b>				ED	8 Teachers			
Stark Co. HS	Cross Categorical	Kelly, Tara (Niki)	Spears		9 Aides			
<b>Wethersfield #230</b>				DD	5 Teachers			
Wethersfield GS	Life Skills	Whittington, Moly	White/Aman/Steger		6 Aides			
Wethersfield GS	Cross Categorical	Ince, Teresa	Robinson	HI	1 Teacher			
Wethersfield GS	Life Skills	Shaver, Julie	Arrieta/Murphy/Tito (PM)		2 Interpreters			
Wethersfield HS	Cross Categorical	Safiran, Barbara	Thomas Sh	VI	1 Teacher			

## Staffing and Student Patterns by Year and Category

	FY10 2009-2010	FY11 2010-2011	FY12 2011-2012	FY13 2012-2013	FY14 2013-2014
<b>ExCEL</b>					
Certified	7	7	7	8	8
Non-Certified	8	8	8	9	9
Students	47	33	41	52	56
<b>Cross Cat</b>					
Certified	17	16	18	20	20
Non-Certified	16	16	17	21	20
Students	178	170	190	182	226
<b>Life Skills</b>					
Certified	7	8	8	8	8
Non-Certified	13	14	16	18	17
Students	55	61	57	64	67
<b>Early Childhood</b>					
Certified	4	4	5	5	5
Non-Certified	4	4	5	5	5
Students	50	54	43	55	42
<b>Speech</b>					
Certified	10	9.5	10	9.5	10
Non-Certified	0	0.6	0	0	0
Students	442	438	400	371	401
<b>Hearing Itinerant</b>					
Certified	1	1	1	1	1
Non-Certified	2	2	2	2	2
Students	8	7	11	13	15
<b>Vision Itinerant</b>					
Certified	0	0	1	1	1
Non-Certified	0	0	0	0	0
Students	0	7	6	7	7
<b>Behavior Analyst</b>					
Certified	0	0	0	1	1
Non-Certified	0	0	0	0	0
Students	0	0	0	52	36
Referral Waiting List	0	0	0	0	9
<b>Social Workers</b>					
Certified	10	8	7	8	8
<b>Psychologists</b>					
Certified	6	7	7	5.5	6
<b>Coordinators</b>					
Certified	4	4	4	4	5









**FACTS APPROVAL 2008-2009**

<b>Disability</b>	<b>ANNAWAN</b>	<b>BRADFORD</b>	<b>CAMBRIDGE</b>	<b>GALVA</b>	<b>GENESEO</b>	<b>KEWANEE</b>	<b>NEPONSET</b>	<b>STARK CO.</b>	<b>WETHERSFIELD</b>	<b>TOTALS</b>
(A) Cognitive Disability	2	1	2	7	28	46	0	8	5	<b>99</b>
(C) Physical Impairment	0	0	0	0	0	1	0	0	1	<b>2</b>
(D) Specific Learning Disability	30	30	35	38	130	142	11	96	45	<b>557</b>
(E) Visual Impairment	0	0	0	0	3	0	0	0	0	<b>3</b>
(F) Hearing Impairment	0	0	0	0	9	0	0	0	1	<b>10</b>
(G) Deafness	0	0	0	0	2	0	0	0	0	<b>2</b>
(H) Deaf-Blind	0	0	0	0	1	1	0	0	0	<b>2</b>
(I) Speech/Language	17	9	29	27	96	51	4	24	32	<b>289</b>
(K) Emotional Disability	3	6	0	6	12	40	0	11	10	<b>88</b>
(L) Other Health Impairment	4	1	3	7	22	15	1	11	3	<b>67</b>
(M) Multiple Disabilities	0	1	0	4	1	2	0	2	0	<b>10</b>
(N) Developmental Delay	1	2	3	8	6	28	0	4	3	<b>55</b>
(O) Autism	0	0	0	8	7	7	0	2	0	<b>24</b>
(P) Traumatic Brain Injury	0	0	0	0	0	1	0	0	0	<b>1</b>
<b>TOTALS</b>	<b>57</b>	<b>50</b>	<b>72</b>	<b>105</b>	<b>317</b>	<b>334</b>	<b>16</b>	<b>158</b>	<b>100</b>	<b>1209</b>

Henry-Stark Counties  
 Special Education  
 3/4/14

**FACTS APPROVAL 2013-2014  
 Child Count**

**Fourth Turnaround  
 Due 3-7-2014**

<b>Disability</b>	<b>ANNAWAN</b>	<b>BRADFORD</b>	<b>CAMBRIDGE</b>	<b>GALVA</b>	<b>GENESEO</b>	<b>KEWANEE</b>	<b>STARK CO.</b>	<b>WETHERSFIELD</b>	<b>TOTALS</b>
(A) Intellectual Disability	1	1	3	7	29	19	5	3	<b>68</b>
(C) Orthopedic Impairment	0	0	0	0	1	2	0	1	<b>4</b>
(D) Specific Learning Disability	19	17	23	32	83	102	70	25	<b>371</b>
(E) Visual Impairment	1	0	0	1	1	0	0	0	<b>3</b>
(F) Hearing Impairment	0	0	0	1	5	2	0	1	<b>9</b>
(G) Deafness	0	0	0	0	2	0	0	0	<b>2</b>
(H) Deaf-Blindness	0	0	0	0	1	1	0	0	<b>2</b>
(I) Speech/Language Impairment	10	6	10	36	68	63	19	17	<b>229</b>
(K) Emotional Disability	3	8	4	7	20	29	8	7	<b>86</b>
(L) Other Health Impairment	5	8	11	9	29	35	17	14	<b>128</b>
(M) Multiple Disabilities	0	0	0	1	1	4	0	0	<b>6</b>
(N) Developmental Delay	2	6	8	10	16	60	15	2	<b>119</b>
(O) Autism	0	0	3	4	10	8	4	3	<b>32</b>
(P) Traumatic Brain Injury	0	0	0	0	0	1	0	0	<b>1</b>
<b>TOTALS</b>	<b>41</b>	<b>46</b>	<b>62</b>	<b>108</b>	<b>266</b>	<b>326</b>	<b>138</b>	<b>73</b>	<b>1060</b>

Henry-Stark Counties  
 Special Education  
 4/29/14

**FACTS APPROVAL 2013-2014  
 Child Count**

**Fifth Turnaround  
 Due 5-9-2014**

<b>Disability</b>	<b>ANNAWAN</b>	<b>BRADFORD</b>	<b>CAMBRIDGE</b>	<b>GALVA</b>	<b>GENESEO</b>	<b>KEWANEE</b>	<b>STARK CO.</b>	<b>WETHERSFIELD</b>	<b>TOTALS</b>
(A) Intellectual Disability	1	1	3	7	29	19	5	3	<b>68</b>
(C) Orthopedic Impairment	0	0	0	0	1	2	0	1	<b>4</b>
(D) Specific Learning Disability	19	17	23	32	83	102	69	25	<b>370</b>
(E) Visual Impairment	1	0	0	1	1	0	0	0	<b>3</b>
(F) Hearing Impairment	0	0	0	1	5	2	0	1	<b>9</b>
(G) Deafness	0	0	0	0	2	0	0	0	<b>2</b>
(H) Deaf-Blindness	0	0	0	0	1	1	0	0	<b>2</b>
(I) Speech/Language Impairment	10	6	10	36	68	63	19	17	<b>229</b>
(K) Emotional Disability	3	8	4	7	20	30	8	7	<b>87</b>
(L) Other Health Impairment	5	8	11	9	29	35	17	14	<b>128</b>
(M) Multiple Disabilities	0	0	0	1	1	4	0	0	<b>6</b>
(N) Developmental Delay	2	6	8	10	16	60	15	2	<b>119</b>
(O) Autism	0	0	3	4	10	8	4	3	<b>32</b>
(P) Traumatic Brain Injury	0	0	0	0	0	1	0	0	<b>1</b>
<b>TOTALS</b>	<b>41</b>	<b>46</b>	<b>62</b>	<b>108</b>	<b>266</b>	<b>327</b>	<b>137</b>	<b>73</b>	<b>1060</b>