

Superintendent Report (2/5/21)

Updates from around the district and the state.

1. The Vocational Committee continues to make great progress. Here is a quick update.
 - a. The Vocational Committee met again on 1/27/21. Pete Perez came and spoke to the committee about the types of services the company he works for does and what they might be able to do for our district.
 - i. Mr. Perez will be sharing a short presentation with the Board and I will be asking the Board to consider partnering (first reading) with his company on our vocational project later in the meeting.
 - ii. I will also be asking the Board to consider committing (first reading) future excess 1% sales tax revenue, up to \$200,000 each of the next three years, towards the vocational goal later in the meeting.
2. Staff received their first dose of the COVID vaccination on 1/20/21. We anticipate that we will receive the second dose sometime around the week of February 15th. A detailed update about our plans for increasing student capacity is included at the end of this report.
3. On January 23, Region 2 moved into Phase 4 under the Restore Illinois Plan. IHSA received approval to begin plans for playing all sports for schools within Phase 4. We are scheduled to start having our first athletic contests since the fall this Friday! IDPH still determines how many spectators we can have and other forms of compliance, which we will follow.
4. Interviews for our anticipated certified vacancies for the 2021-2022 school year have begun, and we actually have some recommendations for hire at tonight's meeting. We feel that by starting the process early, we receive excellent candidates and hire the best fit for our district. I am excited to see what the new hires will bring to our existing team.

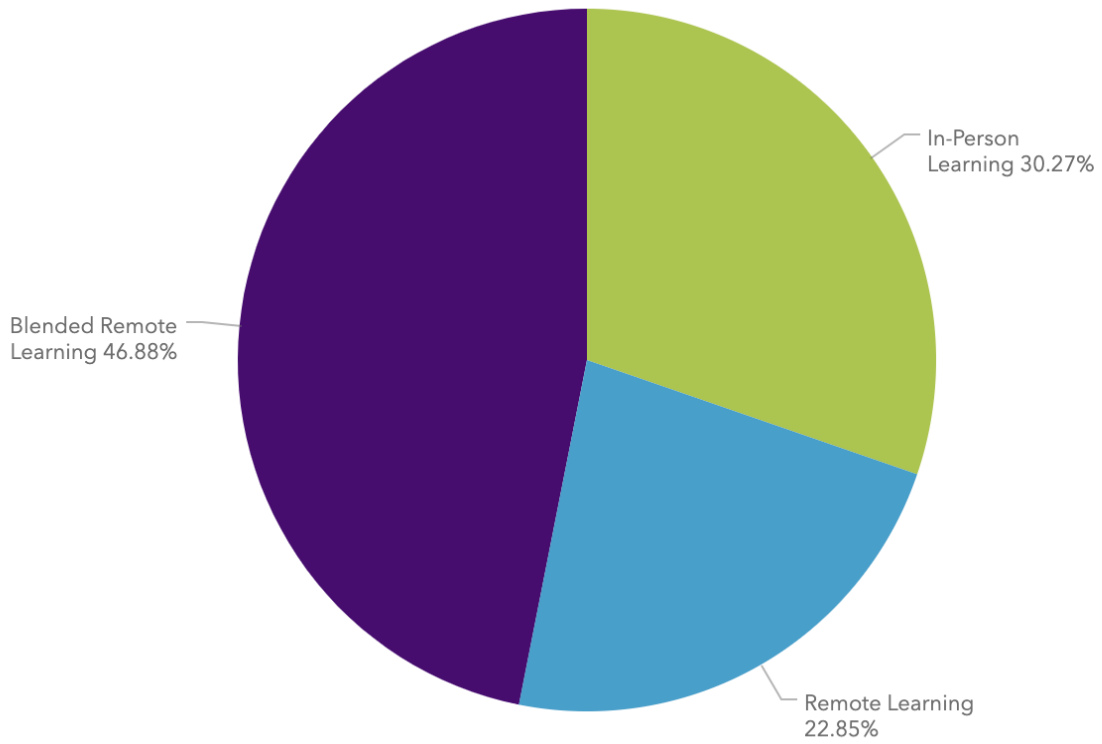
Information Regarding Increasing Student Capacity at Geneseo After Vaccination #2

1. Approximately 80% of Geneseo personnel received their first dose of the COVID vaccination.
 - a. Another 3% want the vaccine, but are medically unable to at this time. They plan to once they are cleared to do so.
2. Generally, you should be best protected (94.1% effective) about 14 days after you receive your second dose of the Moderna vaccine.
 - a. <https://www.uchicagomedicine.org/forefront/coronavirus-disease-covid-19/what-to-know-about-the-covid-19-vaccine>
3. At the October Board meeting, the Board voted to stay with the Hybrid A/B model for the remainder of the school year, but taking adaptive pauses when necessary and increasing student capacity when deemed safe. [Considerations](#) for increasing student capacity is a resource and guide to help us with those scenarios.
 - a. What is our current Region positivity rate? (IDPH: 2/10/21)
 - i. 4.5%, the best it has been since around July and then October
 - b. What is our current County positivity rate?
 - i. 2.7%, the best it has been since around July and then October
 - ii. We are not on the Warning list anymore.
 - c. What are our current Geneseo CUSD 228 metrics?
 - d. What percentage of our students are currently 100% remote learning?
 - i. $452/2463 = 18.4\%$ (does not include those who are in quarantine)
 - ii. The greatest percentage is at GHS.
 - iii. By law, while the state continues to be under the emergency order, we must offer a 100% remote option for our students.
4. We need to be working towards increasing the in-person capacity of our students.
 - a. If the emergency order by the Governor is lifted at some point during this school year or the next, schools will no longer be required to provide a 100% remote option for students.
 - i. Therefore, we need to be working towards reacclimating students, staff, and families towards a 5 day school week, especially those who have not been in-person since March of 2020.
 - ii. We encourage families to consider sending their students back to school in-person during the 4th quarter.
5. What does adding alternating in-person A and B Days to Wednesdays look like?
 - a. If this was put in place for the 4th quarter, we would be adding a total 4 days of on-site learning for each A and B Day group.
 - b. Barriers that still exist.
 - i. IDPH exclusionary guidance
 1. The [new guidance](#) released on 2/5/21, provides new information for those who have been vaccinated. Unfortunately, there are no major changes for those who have been vaccinated.
 - ii. New CDC recommendations for [exclusions](#) (2/10/21)

1. *"Fully vaccinated persons who meet criteria will no longer be required to quarantine following an exposure to someone with COVID-19,"*
 2. *"But the CDC says it's not known how long protection lasts, so people who had their last shot three months ago or more should still quarantine if they are exposed. They also should quarantine if they show symptoms."*
 - iii. Time to meet the needs of our 100% remote learners.
 - iv. Those who have not been vaccinated
6. What prevents us from going back 5 days a week at 100% student capacity?
- a. The IDPH exclusionary guidance and contact tracing process for students.
 - i. This negatively affects students for 14 days who are not symptomatic and in close contact, whereas maintaining the 6 ft of social distance keeps them in the school setting.
 - ii. This could also negatively affect the number of athletes we have eligible to participate in our contests during the 4th quarter.
 - b. The latest [CDC report](#) says schools can safely reopen if they continue to wear masks and maintain 6 ft of social distance.
 - c. Although local and Region metrics are the best they have been since July and then October, we are not out of the woods yet and do not want to take another adaptive pause this school year.
 - i. 2.57% of Illinois residents are fully vaccinated
7. The most recent numbers from the Illinois State Board of Education (2/8/21) show nearly 200,000 public school students are attending class in-person, more than 700,000 students are learning under a hybrid model, and more than 1.0 million students are still learning entirely remotely. As we know, many districts are in the process of increasing student capacity and this information is changing daily and is likely out of date.

Learning Models across the state of Illinois as of 2/8/21 according to the ISBE website:

Districts



● In-Person Learning

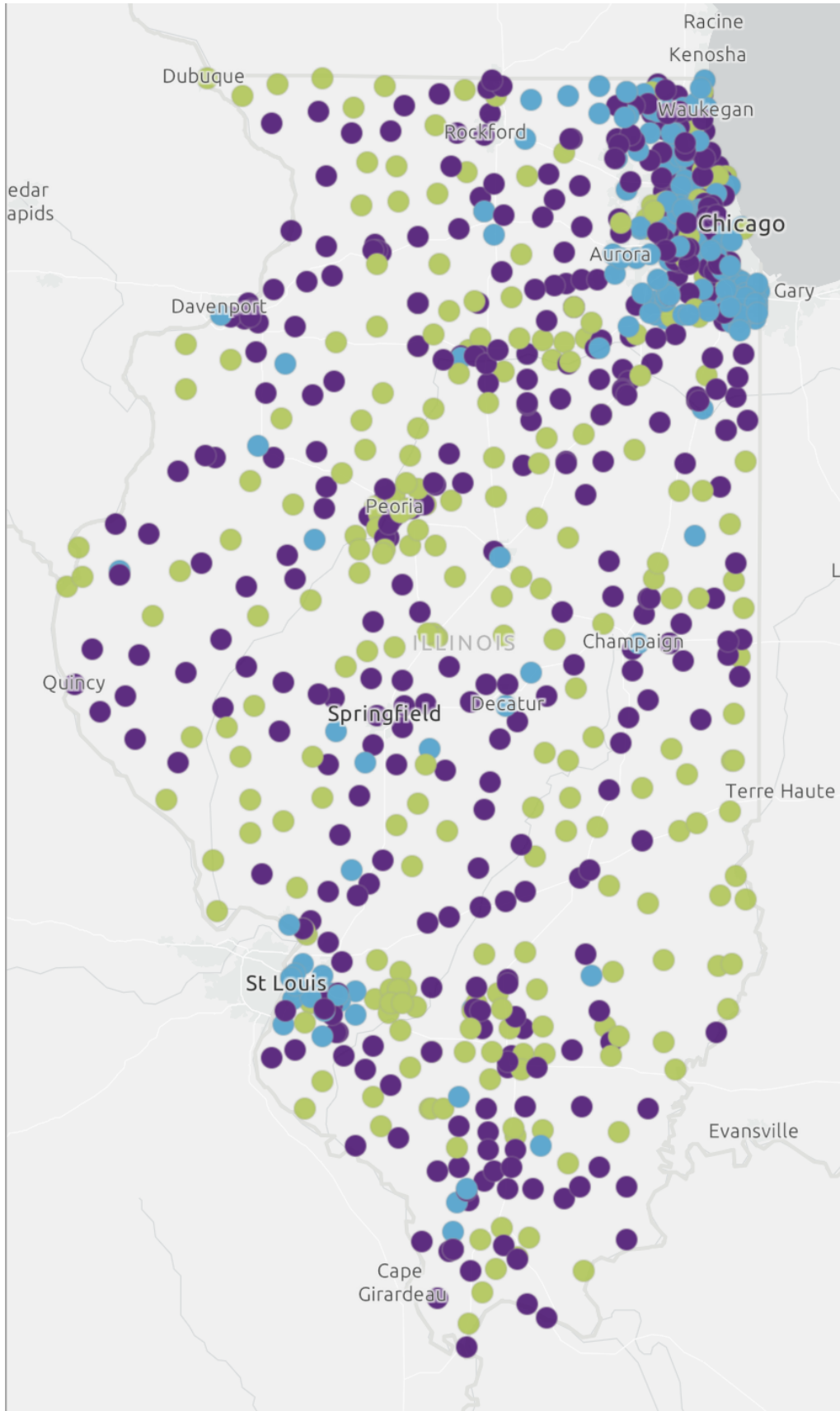
257

● Remote Learning

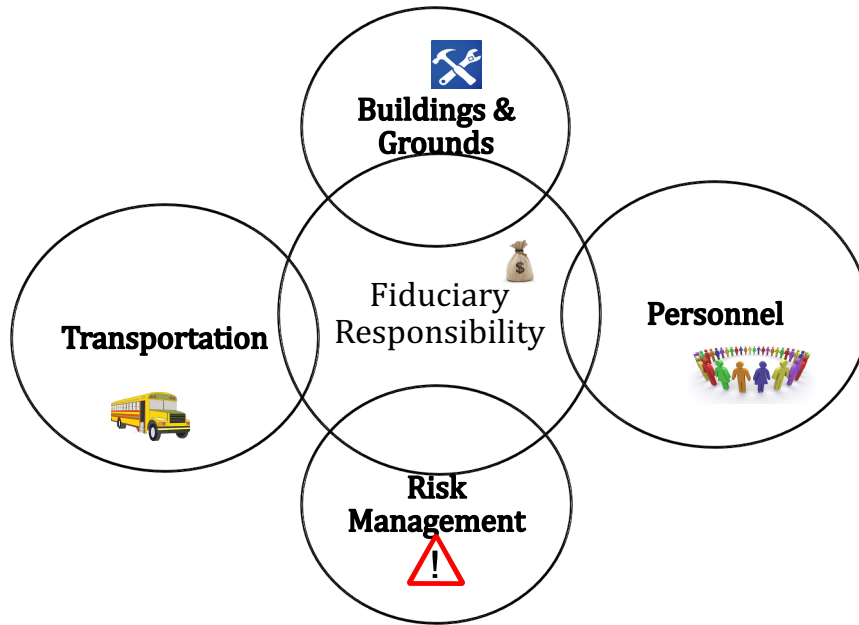
194

● Blended Remote Learning

398



**CSBO Update
February 2021**



Expense Variance Budget Report

Expense Budget Variance Report	2020-21	2020-21	FY 21	2019-20	2019-20	FY 20
July through January	Revised Budget	FYTD Activity	% OF BUDGET	Revised Budget	FYTD Activity	% OF BUDGET
Education	19,031,361.00	11,287,339.69	59.31%	18,116,655.00	12,540,596.16	69.22%
O & M	3,091,467.00	1,782,741.10	57.67%	2,185,808.50	1,499,886.92	68.62%
Debt Service	3,631,147.00	1,196,030.55	32.94%	3,568,700.00	3,568,700.00	100.00%
Transportation	2,108,924.00	1,052,388.33	49.90%	1,958,363.00	1,192,988.95	60.92%
IMRF/SS	680,331.00	365,080.37	53.66%	660,023.00	394,348.79	59.75%
Capital Projects	905,000.00	135,789.12	15.00%	797,000.00	528,314.49	66.29%
Working Cash	700,000.00	0	0.00%	250,000.00	0	0.00%
Tort	1,091,660.00	414,048.07	37.93%	596,845.00	364,703.29	61.11%
Health Life Safety	1,000.00	0	0.00%	1,000.00	0	0.00%
Totals	31,240,890.00	16,233,417.23	51.96%	28,134,394.50	20,089,538.60	71.41%

1% Sales Tax

Sales Tax Revenue

	FY 15	FY 16	FY 17	FY 18	FY 19	FY 20	FY 21	YTD % Increase (Decrease)
July	\$75,669	\$72,660	\$82,824	\$71,936	\$74,987	\$85,808	\$74,695	
August	\$78,339	\$78,312	\$76,691	\$78,778	\$99,687	\$91,476	\$70,755	-2.07%
September	\$87,977	\$83,634	\$82,544	\$85,508	\$81,368	\$86,667	\$87,687	
October	\$85,377	\$83,718	\$83,451	\$85,204	\$91,463	\$88,981	\$91,699	
November	\$79,133	\$80,163	\$80,143	\$81,876	\$86,915	\$82,260	\$90,985	
December	\$81,146	\$78,882	\$80,001	\$81,758	\$85,746	\$83,632	\$89,320	
January	\$80,888	\$82,089	\$79,251	\$81,544	\$85,746	\$82,961	\$84,181	
February	\$82,888	\$81,088	\$77,618	\$83,919	\$89,788	\$89,044		
March	\$80,552	\$79,131	\$78,646	\$85,957	\$84,543	\$88,400		
April	\$84,144	\$86,295	\$89,126	\$94,502	\$89,297	\$94,238		
May	\$66,904	\$64,765	\$67,456	\$73,367	\$67,423	\$73,588		
June	\$68,349	\$63,908	\$63,360	\$82,165	\$81,720	\$69,092		
Total	<u>\$951,366</u>	<u>\$934,645</u>	<u>\$941,111</u>	<u>\$986,514</u>	<u>\$1,018,683</u>	<u>\$1,016,147</u>	<u>\$589,322</u>	

SAFE Program Fiscal Year to Date Financials

	2020-21	2019-20	2018-19	2017-18	2016-17
Revenues	FYTD Activity	FYTD Activity	FYTD Activity	FYTD Activity	FYTD Activity
	57,037.54	169,221.04	175,104.95	137,357.02	114,762.49
Expenditures					
ESP SALARY	60,877.87	64,555.27	63,384.99	56,425.98	55,697.11
LIFE INSURANCE	44.8	44.8	44.8	44.8	44.8
MEDICAL INSURANCE	8,451.12	6,263.10	5,908.56	5,833.80	4,835.34
OTHER PURCHASED SERVICES	1,680.00			175.3	
SUPPLIES	527.72	3,724.75	2,878.40	1,811.90	1,943.26
FOOD	1,772.94	4,476.03	4,665.66	5,023.44	3,251.49
Total Expenditures	73,354.45	79,063.95	76,882.41	69,315.22	65,772.00
Gain/(Loss) FYTD	<u>-16,316.91</u>	<u>90,157.09</u>	<u>98,222.54</u>	<u>68,041.80</u>	<u>48,990.49</u>

Upcoming

- Unleaded Fuel and Diesel Fuel contracts are expiring, bids going out end of month, bid recommendation at March Board Meeting.
- Summer building and grounds project planning.