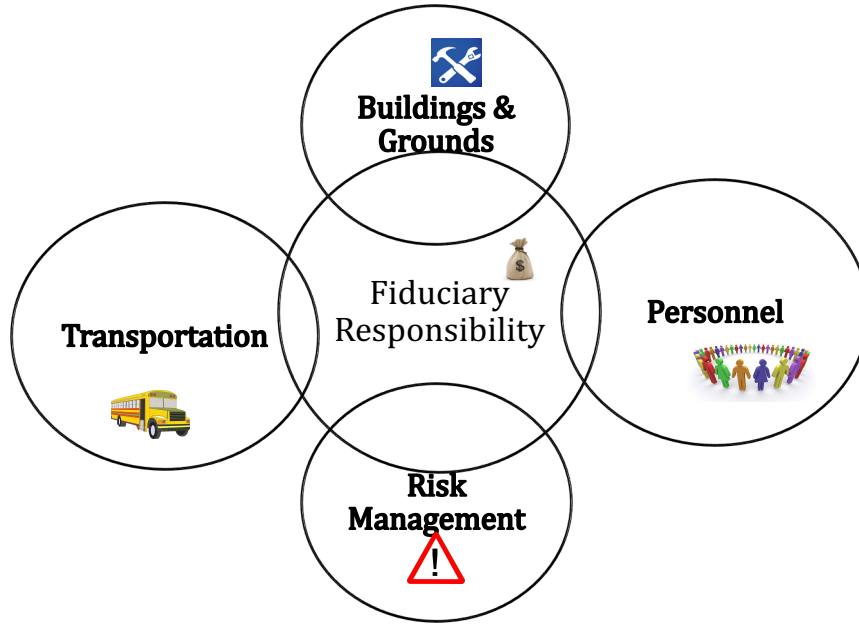


**CSBO Update
February 2023**



Expense Variance Budget Report

FUND	FY 23	FY 23	FY 23	FY 22	FY 22	FY 22
	Revised Budge	FYTD Activity	% of Budget	Revised Budget	FYTD Activity	% of Budget
Education	22,973,888.06	12,770,917.59	56%	22,300,383.54	12,475,525.80	56%
Operations & Maintenance	3,137,019.17	1,784,804.02	57%	2,469,494.00	1,359,373.32	55%
Debt Service	3,910,211.00	1,250,189.15	32%	3,955,082.00	1,177,681.63	30%
Transportation	2,295,109.69	1,204,210.57	52%	2,153,817.00	1,016,676.60	47%
IMRF/SS	797,517.58	372,800.62	47%	798,522.00	395,429.28	50%
Capital Projects	2,800,000.00	49,252.62	2%	1,622,944.00	62,436.17	4%
Working Cash	1,000,000.00	0	0%	1,000,000.00	0	0%
Tort	1,545,500.00	535,845.05	35%	1,012,250.00	419,406.20	41%
Totals	38,459,245.50	17,968,019.62	47%	35,312,492.54	16,906,529.00	48%

1% Sales Tax

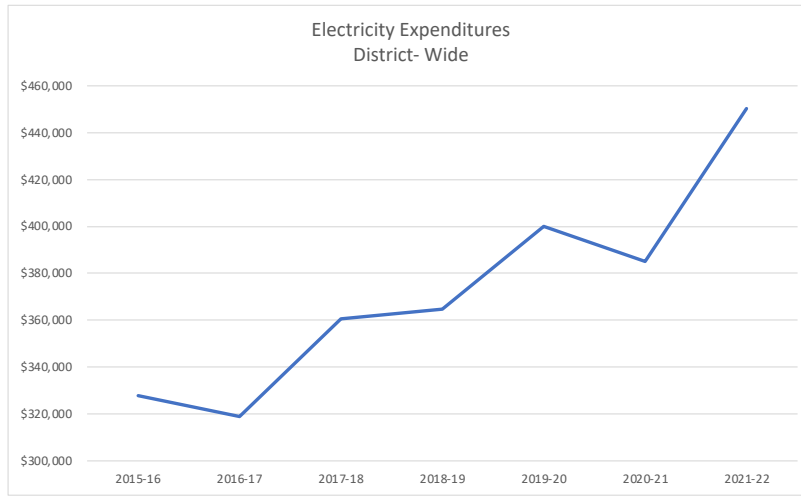
Sales Tax Revenue

	FY 15	FY 16	FY 17	FY 18	FY 19	FY 20	FY 21	FY 22	FY 23
August	\$ 78,339	\$ 78,312	\$ 76,691	\$78,778	\$99,687	\$91,476	\$ 70,755	\$ 115,808	\$137,039
September	\$ 87,977	\$ 83,634	\$ 82,544	\$85,508	\$81,368	\$86,667	\$ 87,687	\$ 117,007	\$132,558
October	\$ 85,377	\$ 83,718	\$ 83,451	\$85,204	\$91,463	\$88,981	\$ 91,699	\$ 120,083	\$126,482
November	\$ 79,133	\$ 80,163	\$ 80,143	\$81,876	\$86,915	\$82,260	\$ 90,985	\$ 111,682	\$122,817
December	\$ 81,146	\$ 78,882	\$ 80,001	\$81,758	\$85,746	\$83,632	\$ 89,320	\$ 116,680	\$126,568
January	\$ 80,888	\$ 82,089	\$ 79,251	\$81,544	\$85,746	\$82,961	\$ 84,181	\$ 119,518	\$133,903
February	\$ 82,888	\$ 81,088	\$ 77,618	\$83,919	\$89,788	\$89,044	\$ 88,222	\$ 120,644	
March	\$ 80,552	\$ 79,131	\$ 78,646	\$85,957	\$84,543	\$88,400	\$ 83,929	\$ 124,154	
April	\$ 84,144	\$ 86,295	\$ 89,126	\$94,502	\$89,297	\$94,238	\$ 95,600	\$ 136,325	
May	\$ 66,904	\$ 64,765	\$ 67,456	\$73,367	\$67,423	\$73,588	\$ 90,221	\$ 103,419	
June	\$ 144,018	\$ 136,568	\$ 146,184	\$ 154,101	\$ 156,707	\$ 154,900	\$ 199,705	\$ 222,286	
Total	\$ 951,366	\$ 934,645	\$ 941,111	\$ 986,514	\$ 1,018,683	\$ 1,016,147	\$ 1,072,304	\$ 1,407,606	\$ 779,367

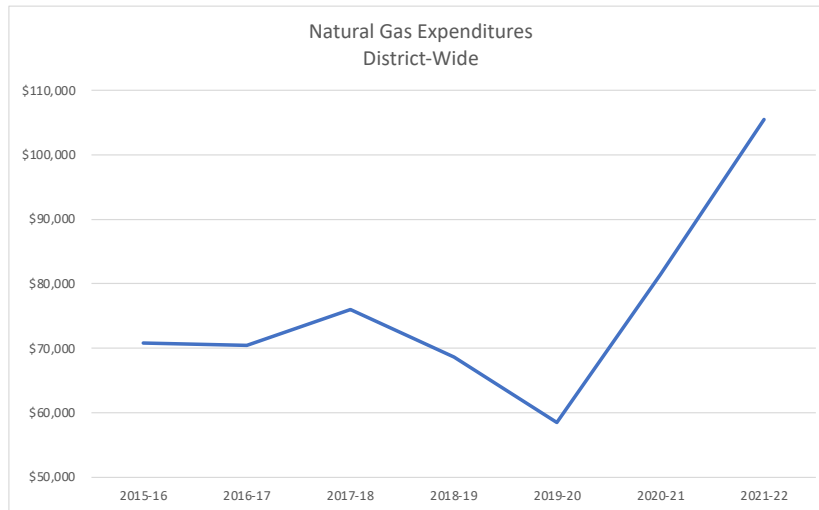
YTD % Increase (Decrease)
11.21%

Energy Costs

+16%



+29%



Vocational Center Construction Costs Fiscal Year to Date


Project Geneseo Community Unit School District #228
 Address 648 N Chicago Street
 City/State Geneseo, IL 61254
 Job # 21-032

Application Number 1
 Application Date 1/23/2023
 Period To: 12/31/2022

Item #	Description of Work	Original Scheduled Value	Change Orders	Updated Schedule of Value	THIS APPLICATION		Total Completed & Stored	% Complete	Balance to Finish	10% Retainage	Due This Period	
					Work Completed Previous Period	Work Completed This Period						
1	(Precast Concrete) - Mid-States Concrete Industries	\$583,867.00	-	\$583,867.00	-	35,032.00	35,032.00	6%	548,835.00	3,503.20	31,528.80	
2	(Concrete) - Goetz Concrete Construction Corp	\$326,000.00	-	\$326,000.00	-	61,976.00	61,976.00	19%	264,024.00	6,197.60	55,778.40	
3	(Masonry) - B&B Masonry	\$245,000.00	-	\$245,000.00	-	-	-	0%	245,000.00	0.00	0.00	
4	(Structural Steel) - American Piping Group, Inc/ Vester Steel Fabrication, LLC.	\$305,800.00	-	\$305,800.00	-	30,160.00	31,334.00	20%	244,306.00	6,148.40	55,344.60	
5	(Steel & Precast Concrete Erection) - Industrial Steel Erectors	\$111,120.00	-	\$111,120.00	-	-	-	0%	111,120.00	0.00	0.00	
6	(General Trades) - Hein Construction Co Inc	\$334,000.00	51,880.50	\$385,880.50	-	-	-	0%	385,880.50	0.00	0.00	
7	(Roofing) - Economy Roofing & U+Insulating Co., Inc.	\$277,150.00	-	\$277,150.00	-	-	-	0%	277,150.00	0.00	0.00	
8	(Doors & Hardware) - Doors Inc	\$98,795.00	-	\$98,795.00	-	38,547.00	-	38%	60,248.00	0.00	38,547.00	
9	(Glazing) - East Moline Glass	\$60,000.00	-	\$60,000.00	-	-	-	0%	60,000.00	0.00	0.00	
10	(Painting) - Scott Painting & Decorating, Inc.	\$46,000.00	-	\$46,000.00	-	-	-	0%	46,000.00	0.00	0.00	
11	(Fire Suppression) - Midwest Automatic Fire Sprinkler Company	\$38,610.00	-	\$38,610.00	-	-	-	0%	38,610.00	0.00	0.00	
12	(Plumbing and HVAC) - Northwest Mechanical, Inc.	\$52,000.00	-	\$52,000.00	-	139,529.20	-	22%	462,470.80	13,952.92	125,576.28	
13	(Electrical) - Rock River Electric, Inc.	\$394,786.00	-	\$394,786.00	-	41,573.00	-	11%	353,213.00	4,157.30	37,415.70	
14	(Sitework and Utilities) - Miller Trucking & Excavating	\$224,795.00	-	\$224,795.00	-	59,500.00	-	26%	165,295.00	5,950.00	56,525.00	
15	G/Cs, Reimb., Direct Costs, Fees (Boyd Jones)	\$746,398.00	-	\$751,939.57	-	189,736.62	-	25%	562,202.95	0.00	189,736.62	
0												
Total		\$4,424,321.00	51,880.50	\$4,476,201.50	-	596,053.82	31,334.00	627,387.82	14%	3,848,813.68	39,910	580,452.40


 BOYD JONES CONSTRUCTION


 Richard L. Johnson Associates


 Geneseo

Please issue the following checks:

Mid-States Concrete Industries	\$ 31,528.80
Goetz Concrete Construction Corp	\$ 55,778.40
American Piping Group	\$ 55,344.60
Doors Inc	\$ 38,547.00
Rock River Electric	\$ 37,415.70
Northwest Mechanical	\$ 125,576.28
Miller Trucking & Excavating	\$ 56,525.00
Boyd Jones	\$ 189,736.62

60E300.2530.5400

Upcoming

- Diesel Fuel contracts are expiring, bids going out end of month, bid recommendation at March Board Meeting.
- Summer building and grounds project planning.