



Strategies for Academic Success

GMS Report for SAS program, 2018-19

SAS Program Purpose



Executive Functioning

- Goal Setting & Monitoring
- Organizational Skills
- Study Habits
- Time Management
- Note Taking
- Self Advocating


Sustainability

- Executive Functioning deficit students don't "Sustain" successes
- Short Term vs. Long Term (i.e. Homework vs. Training)
- Student ownership of skills growth and monitoring personal progress

Measured Success

- Response to Intervention
- "Graduate" students from the program at Semesters
- Team-based decisions
- Student grades and progress monitoring daily
- Semester Program Review

Challenges



Identification

- Grades, lockers, missing assignments
- What other data do we use to identify students with Executive Functioning deficits?
- Are we missing anyone?

Scheduling

- Study Halls, ASAP
- Conflicts to Schedules
- Time for current and past work vs. training skills
- Flexibility Appreciated

Communication

- Shared documents for recording progress
- Teachers and SAS team
- Rtl grade-level team review and actions
- Keeping families in the loop

Where we are after Semester 1?



Comparative Grade Data, 17-18 to 18-19

Overall improvement for all 3 grades = 62
core classes out of 148 classes had improved
grades; 42%

Student Improvement:

- 2 students improved in ALL 4 core
classes = 5%
- 11 students improved in 3 or more core
classes = 30%
- 17 students improved in 2 or more core
classes = 46%

Overall student improvement:

_____ **33 out of 37 students improved
in at least 1 core class = 89%*

Where we are after Semester 1?



8th Grade Report

7th Grade Report

6th Grade Report

Next Actions for SAS Program



- 1. Continue progress monitoring, team support system, daily SAS class, Rtl grade-level decision making**
 - 2. Shift to Q1 & Q3 skills training focus with Q2 and Q4 practice and guidance**
 - 3. Review program late spring to identify continued and new SAS students for 2019-20**
 - 4. Open up annually in April-May for staff interest as SAS instructors**
-

6th Grade SAS Study Hall Semester 1 Report

- ***Program Student Demographics:***

- 10 original full-time, 1 additional full-time,
- 8 of the original will continue the program 2nd semester

- ***Program Promotion:***

- 2 full-time students dismissed at the mid-term of quarter 2

- ***Program Additions:***

- 1 full-time student added after mid-term quarter 2

- ***Program Successes:***

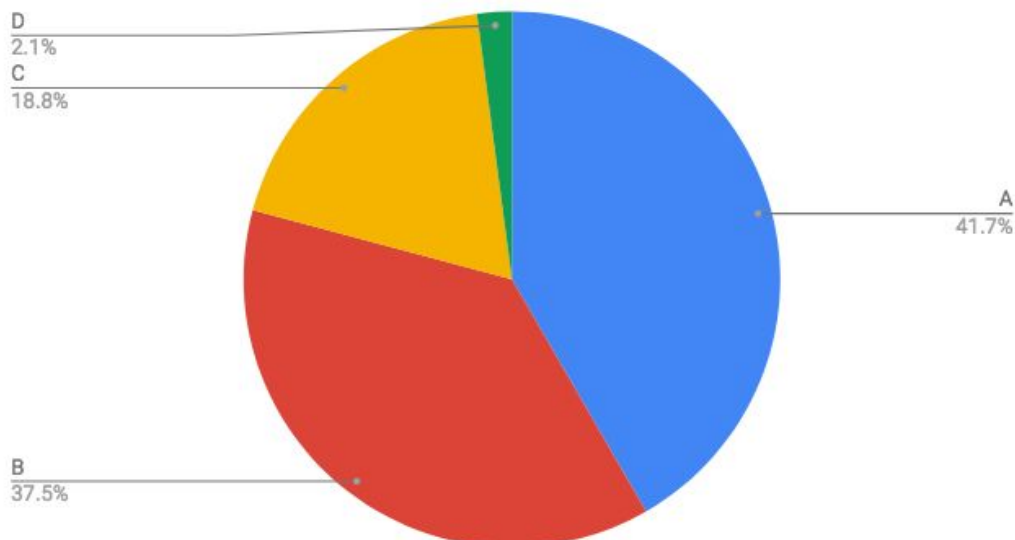
- Students are utilizing their planners and checking grades daily
- Many of these students utilize their time wisely during 7th hour
- Students are able to speak with teachers when they need help with something
- Students are able to turn in work right away without it getting lost or misplaced

- ***Program Issues:***

- Balancing work time vs. study skill lessons
- Not everyone has the same amount of homework to do, because of being in different houses. $\frac{1}{2}$ of the class needs to be kept busy and productive while the other $\frac{1}{2}$ works on homework.

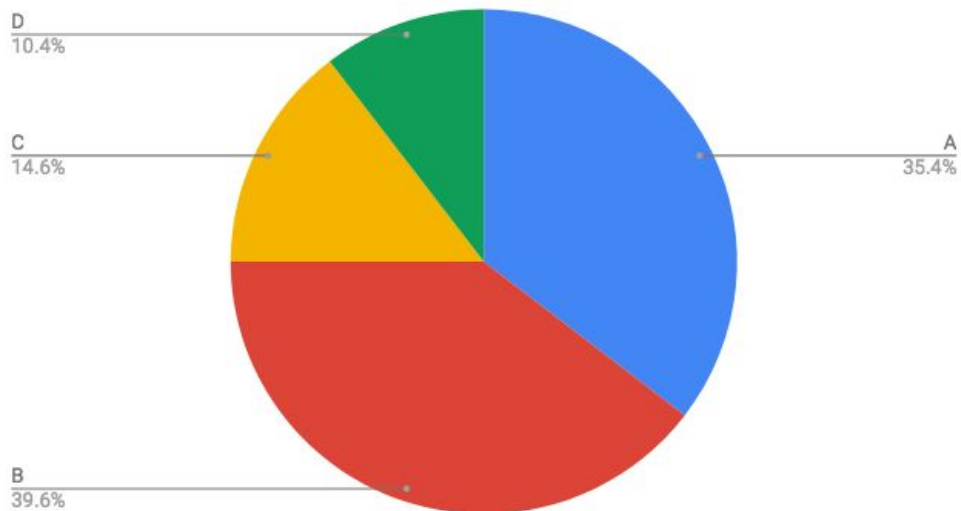
Quarter 1 Grades

6th Grade Quarter 1 Grades



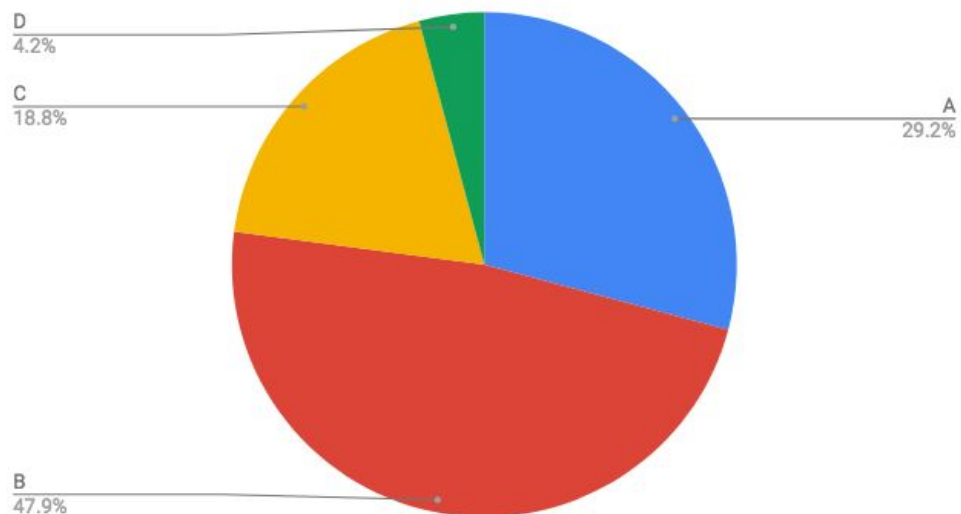
Quarter 2 Grades

6th Grade Quarter 2 Grades



Semester Grades

6th Grade Semester 1 Grades



**This is only showing the original eight students who have been with us all semester since we had data for them to start the year.

Student A Growth**Student B Growth****Student B Growth**

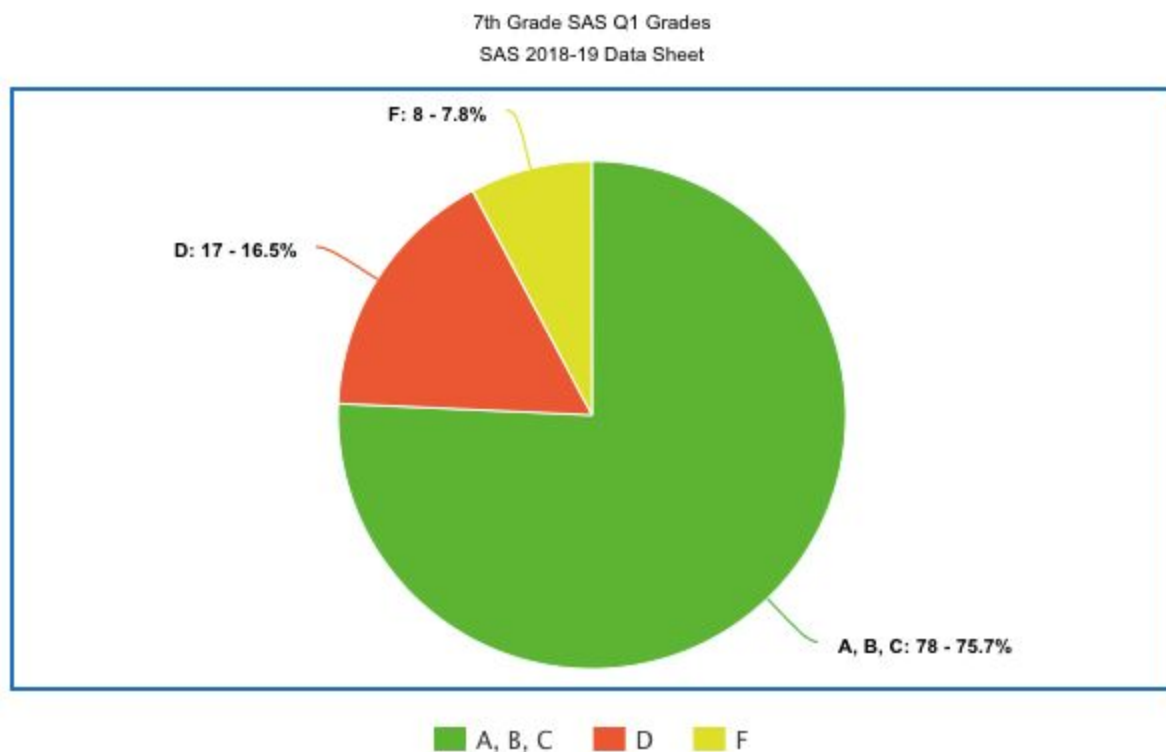
Grade Comparison Student A			Grade Comparison Student B	
Math Spring 2018	D		Math Spring 2018	D+
Math Fall 2018	B		Math Fall 2018	C+
ELA Spring 2018	C		ELA Spring 2018	B-
ELA Fall 2018	C+		ELA Fall 2018	C
Reading Spring 2018	C+		Reading Spring 2018	C-
Comp Lit Fall 2018	B+		Comp Lit Fall 2018	B
Science Spring 2018	B		Science Spring 2018	C
Science Fall 2018	B+		Science Fall 2018	C+
Social Studies Spring 2018	C		Social Studies Spring 2018	F
Social Studies Fall 2018	B+		Social Studies Fall 2018	B-

Grade Comparison Student A			Grade Comparison Student B	
Math Spring 2018	D		Math Spring 2018	D+
Math Fall 2018	B		Math Fall 2018	C+
ELA Spring 2018	C		ELA Spring 2018	B-
ELA Fall 2018	C+		ELA Fall 2018	C
Reading Spring 2018	C+		Reading Spring 2018	C-
Comp Lit Fall 2018	B+		Comp Lit Fall 2018	B
Science Spring 2018	B		Science Spring 2018	C
Science Fall 2018	B+		Science Fall 2018	C+
Social Studies Spring 2018	C		Social Studies Spring 2018	F
Social Studies Fall 2018	B+		Social Studies Fall 2018	B-

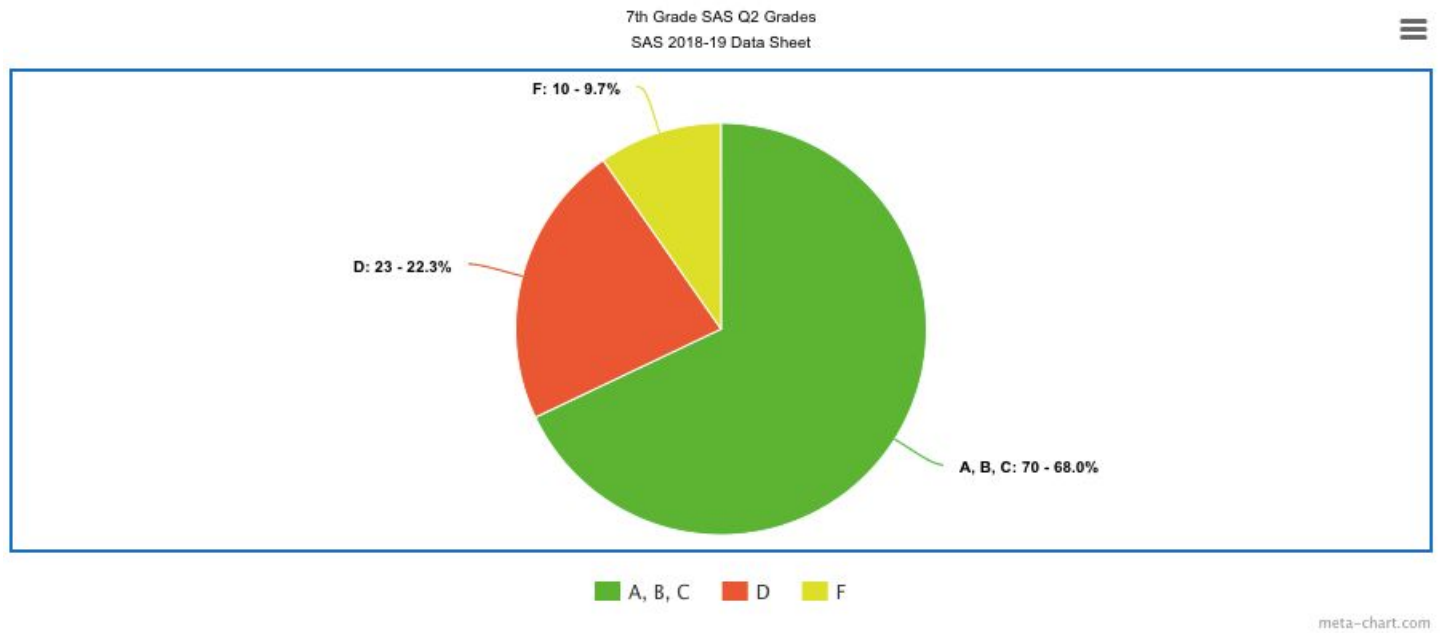
7th Grade SAS Study Hall Semester 1 Report

- **Program Student Demographics:**
 - 7 original full-time, 2 additional full-time, 7 part-time, 16 total
 - 5 of the original will continue the program 2nd semester
- **Program Promotion:**
 - 2 full-time students dismissed at the end of semester 1
 - 2 full-time students promoted to part-time for quarter 3
- **Program Additions:**
 - 2 full-time students added after quarter 1
 - 7 part-time band/choir students added after quarter 1
 - 1 band/choir switching to full-time for semester 2
 - 1 possible addition for another full-time student at start of semester 2
- **Program Successes:**
 - Students are utilizing their planners and checking grades daily
 - Many of these students utilize their time wisely during 4th hour
 - All of the band/choir students are no longer at risk for retention and have improved with reducing their missing work
- **Program Issues:**
 - Balancing work time vs. study skill lessons

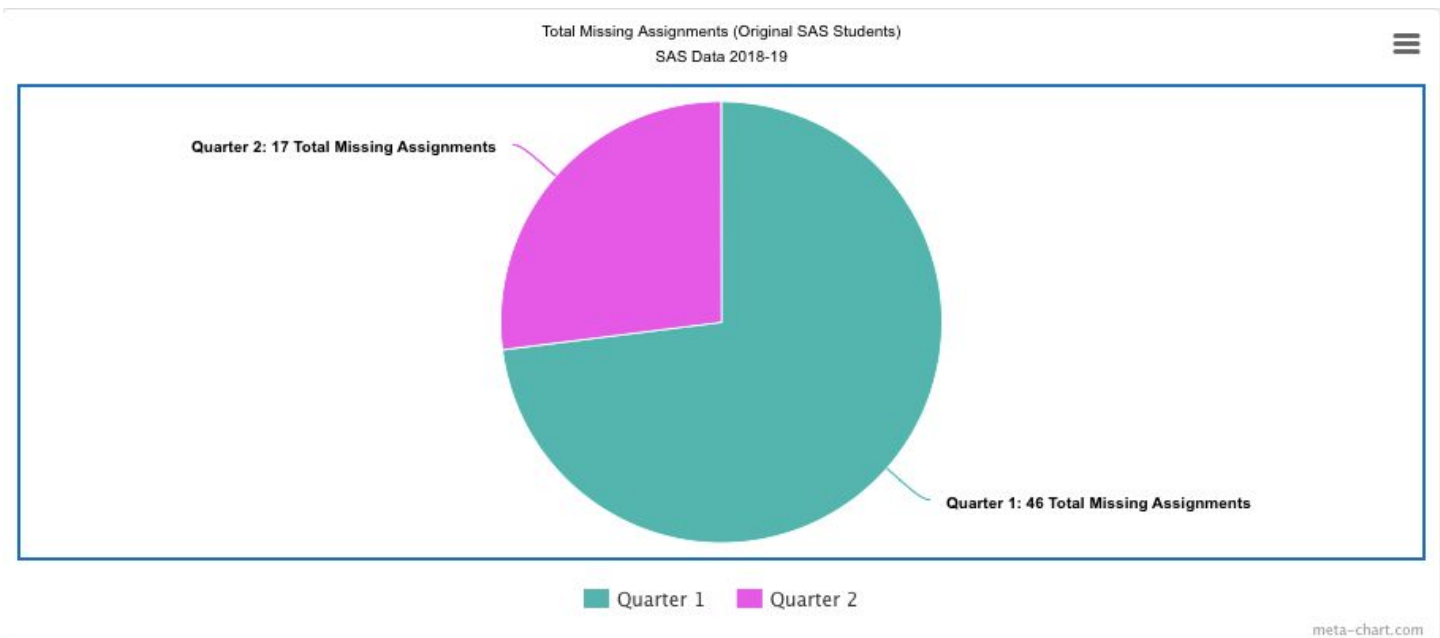
Quarter 1 Grades



Quarter 2 Grades

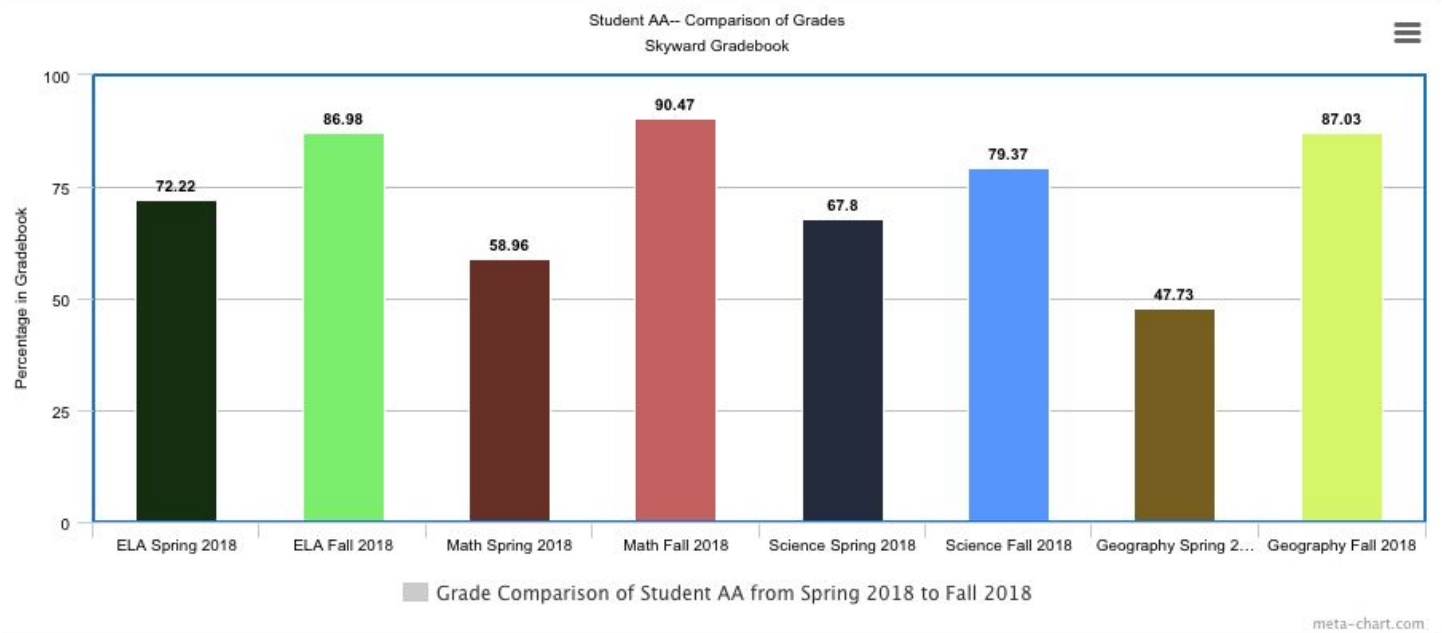


Missing Assignments



**This is only showing the original seven students who have been with us all semester since we had data for them to start the year.

Student AA Growth

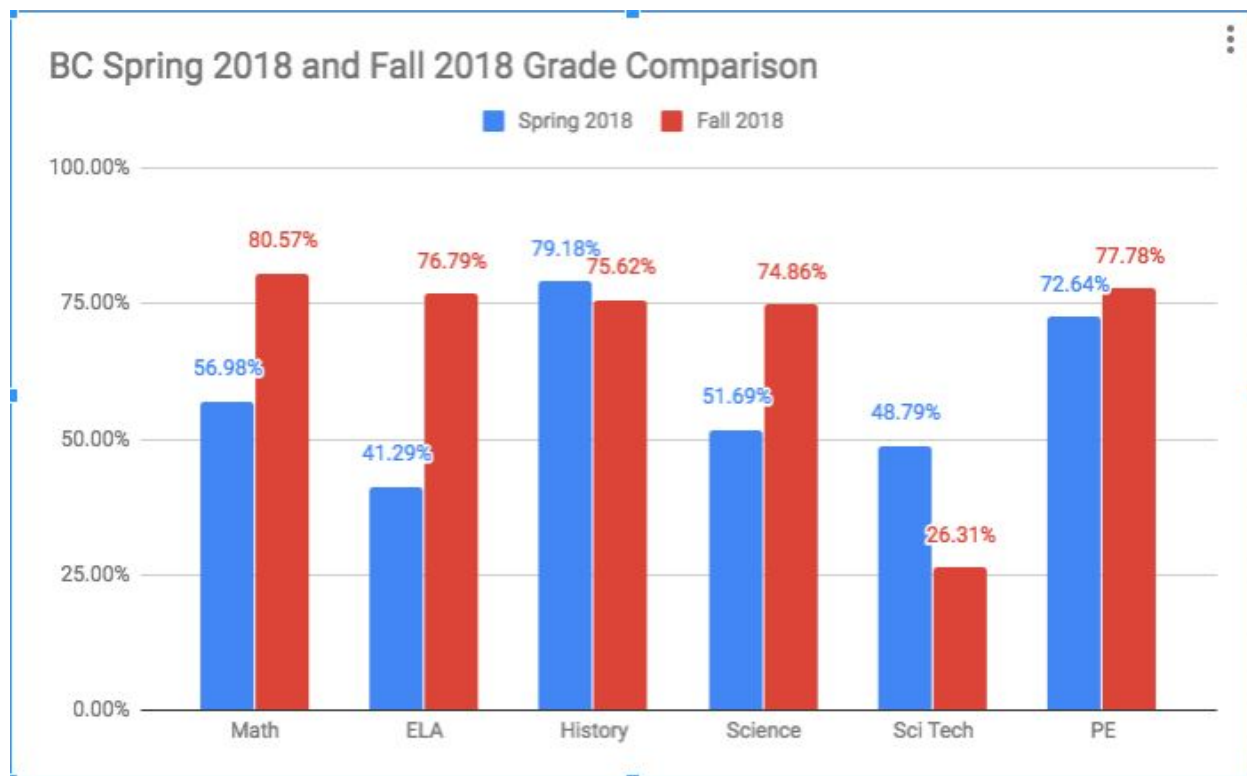


****** This student was retained last year due to the four core classes. Here is a comparison showing her growth from Spring 2018 to Fall 2018 in the four core classes based on the semester percentage in the gradebook.

8th Grade SAS Study Hall Semester 1 Report

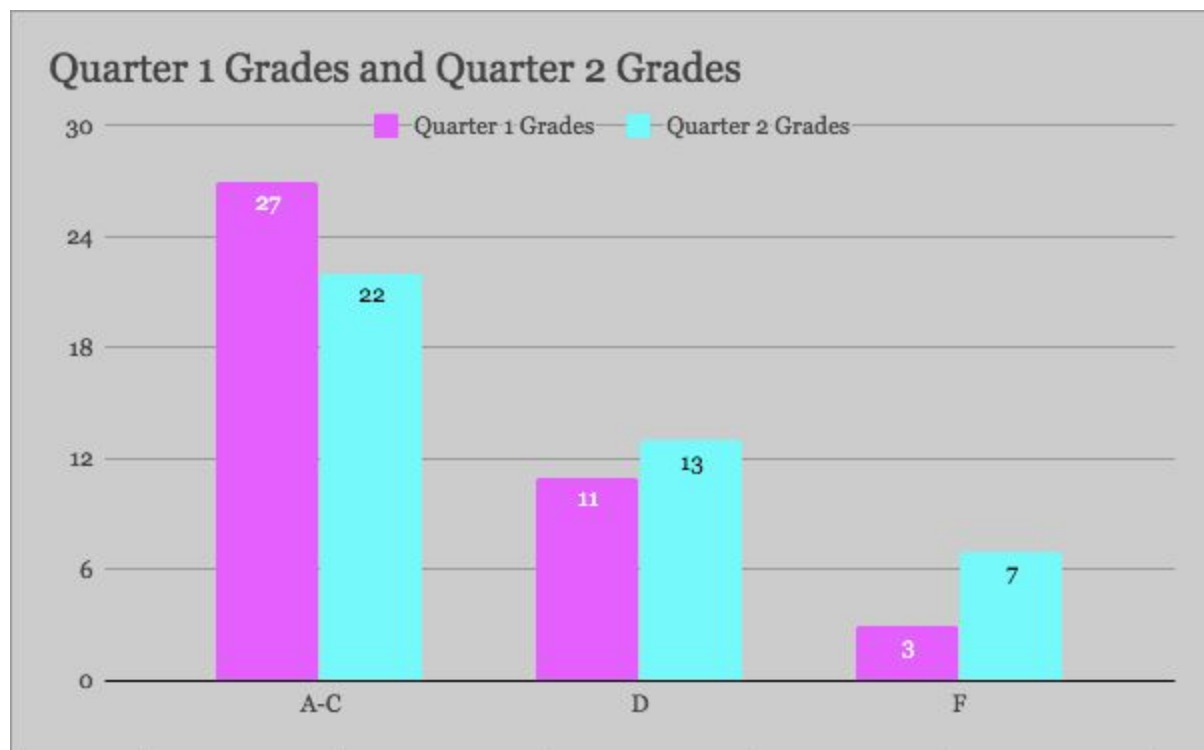
- **Program Student Demographics:**
 - 9 original, 7 currently, 12 total
 - 5 of the original will continue the program 2nd semester
- **Program Promotion/Removal:**
 - 4 promoted due to success
 - 1 removed due to behavior
- **Program Additions:**
 - 3 students were added during 1st Semester (one of those has already been promoted at end 1st semester).
- **Program Successes:**
 - Students are utilizing their planners daily and checking grades twice a week
 - Many of these students utilize their time wisely during 3rd hour
- **Program Issues:**
 - Jump in rigor and expectations from quarter 1 to quarter 2
 - Extended absences due to illness

Student BC Grade Comparison



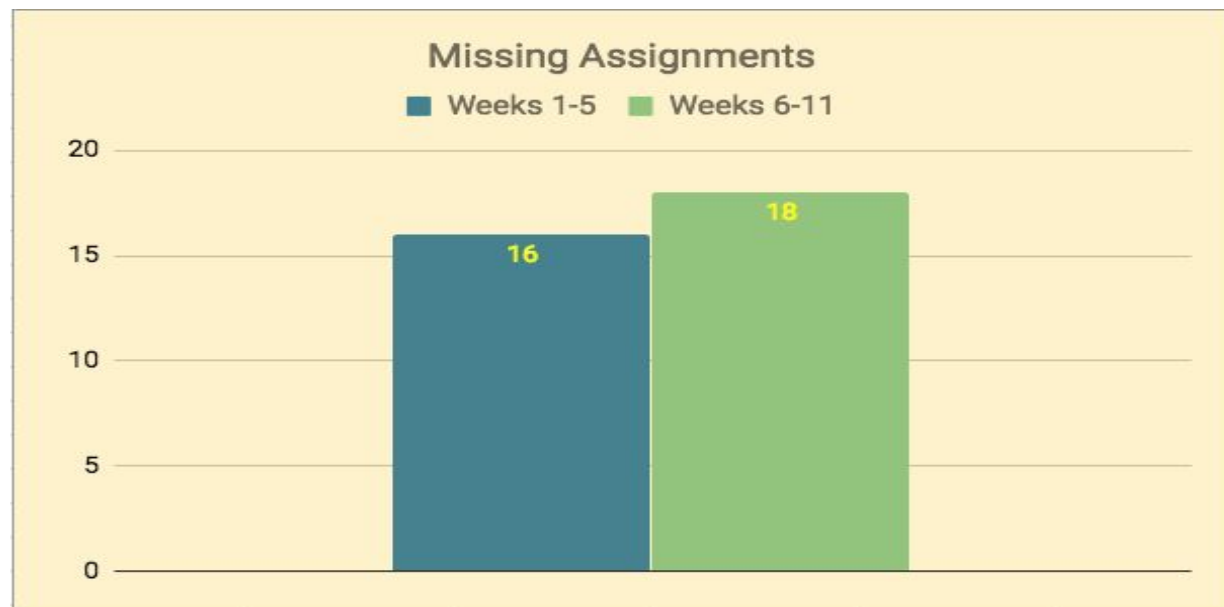
Student BC was retained last year. He is aware that Sci Tech is not a core class and is not used for determination of promotion to High School. BC has openly discussed with teachers that he will spend his time focusing on the core subject areas in order to guarantee best chances for promotion.

Quarter 1 and 2 Grades



While the number of D's and F's have increased 2nd quarter, the 8th grade curriculum is much more labor intensive during 2nd quarter. There is an increase in the number of assignments that students are required to complete, which impacted students' overall grades. Grades shown here are only for the 7 original students who remained in SAS study hall for all of semester 1.

Missing Assignments (for original 7 who remained in SAS all semester)



2 of the 7 students account for 14 of the missing homework assignments in weeks 6-11. These students had several absences and are struggling with staying current while making up past work.