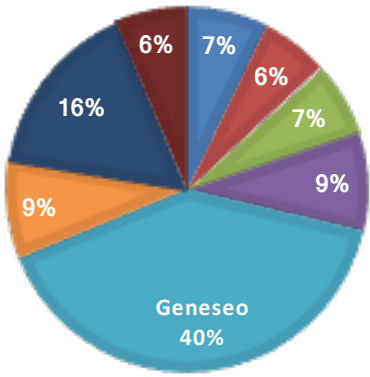


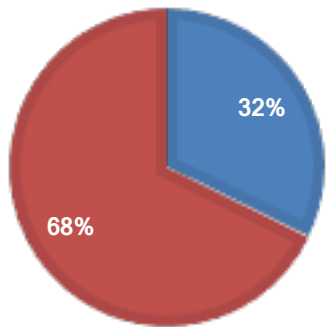
EAV HENRY COUNTY K-12 DISTRICTS

■ AlWood ■ Annawan ■ Cambridge ■ Galva ■ Geneseo ■ Kewanee ■ Orion ■ Wethersfield

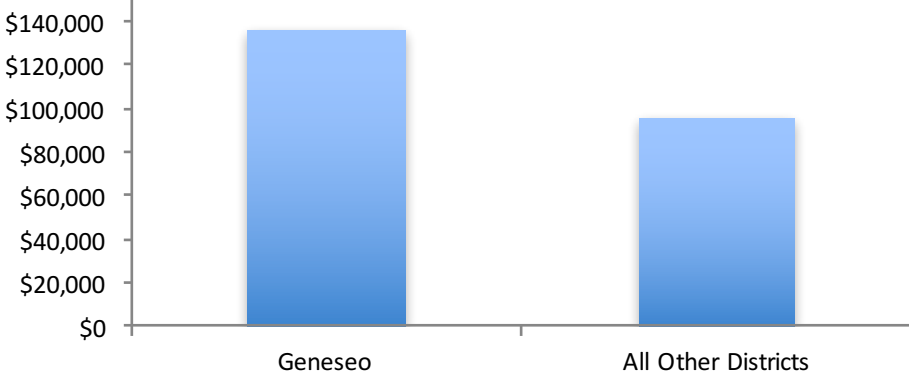


% of Student Enrollment Henry County K-12 Districts

■ Geneseo ■ All Other Districts



EAV per Pupil Henry County K-12 Districts



2016 Taxes Payable in 2017

DISTRICT	RATE SETTING											TOTAL 2016 TAX	
	EAV	ED	OM	IMRF	TRANS	WCASH	FIRE	SPEC ED	LEASE	TORT	SS		BONDS
AlWood	63,221,274	3.4500	0.5000	0.0950	0.2000	0.0500	0.0500	0.0400	0.0500	0.3797	0.1266	0.5715	5.5128
Annawan	51,747,922	2.8779	0.4962	0.1985	0.1985	0.0497	0.0497	0.0397	0.0497	0.4438	0.1985	0.9090	5.5112
Cambridge	57,096,203	2.9937	0.5489	0.0649	0.1996	0.0499	0.0499	0.0400	0.0499	0.6836	0.2196	0.2650	5.1650
Galva	76,551,827	2.3500	0.6750	0.1317	0.2000	0.0500	0.0500	0.0400	0.0500	0.6885	0.1418	0.3326	4.7096
Geneseo	348,522,038	2.3500	0.5000	0.0861	0.2000	0.0500	0.0000	0.0400	0.0000	0.1937	0.1005	0.7007	4.2210
Kewanee	75,108,046	1.8400	0.5000	0.3702	0.2000	0.0500	0.0500	0.0400	0.0500	0.7523	0.4794	0.2372	4.5691
Orion	139,900,161	2.9000	0.5000	0.1008	0.2000	0.0500	0.0500	0.0400	0.0500	0.2016	0.2016	0.5201	4.8141
Wethersfield	54,721,955	2.6000	0.5000	0.1280	0.2000	0.0500	0.0000	0.0400	0.0256	0.3747	0.2102	0.3465	4.4750
AVERAGE		2.6702	0.5275	0.1469	0.1998	0.0500	0.0375	0.0400	0.0407	0.4647	0.2098	0.4853	4.8722

Tentative Levy November 2017

2017 Projected Levy	Maximum Rate	2017 Levy Request	Maxed at Legal Limit Projected Rate	2016 Levy to 2017 Levy Increase (Decrease)	Levy Notes:
Education	2.35000	\$8,530,500.00	2.3500	\$340,232.11	MAX LEGAL
OBM	0.50000	\$1,815,000.00	0.5000	\$72,389.81	MAX LEGAL
Transportation	0.20000	\$726,000.00	0.2000	\$28,955.92	MAX LEGAL
Working Cash	0.05000	\$181,500.00	0.0500	\$7,238.98	MAX LEGAL
Special Education	0.04000	\$145,200.00	0.0400	\$5,791.18	MAX LEGAL
Tort		\$725,000.00	0.1997	\$49,912.81	
Social Security		\$325,000.00	0.0895	-\$24,916.13	auditor recommend
IMRF		\$325,000.00	0.0895	\$24,922.53	auditor recommend
Lease	0.05000	\$75,000.00	0.0207	\$75,000.00	auditor recommend
Health/Life Safety	0.05000	\$0.00	0.0000	\$0.00	
Bond & Interest		\$2,441,850.00	0.6727	-\$12,093.67	
		\$15,290,050.00	4.2121	\$567,433.54	
Levy w/o Bonds		\$12,848,200.00			

	Assumption 2017 EAV	Projected EAV % Increase	Levy Increase 16 to 17
	\$363,000,000.00	4.16%	\$567,433.54
Change in EAV '16 to '17	\$14,482,884.00		3.85%

No Truth In Taxation Hearing Required

Tax Rate Change From Previous Year			
	-0.289%		
Tax Rate 2012 Actual	4.0609		
Tax Rate 2013 Actual	4.0411		
Tax Rate 2014 Actual	4.1414		
Tax Rate 2015 Actual	4.1914		
Tax Rate 2016 Actual	4.2244		
Tax Rate 2017 Proposed	4.2121		

Levy Year	Home Value	School taxes	Annual School Property Tax Increase/(Decrease)
2012	\$300,000	\$4,060.90	
2013	\$300,000	\$4,041.10	-\$19.80
2014	\$300,000	\$4,141.40	\$100.30
2015	\$300,000	\$4,191.40	\$50.00
2016	\$300,000	\$4,224.36	\$32.96
2017	\$300,000	\$4,212.13	-\$12.22

Levy Year	Home Value	School taxes	Annual School Property Tax Increase/(Decrease)
2012	\$200,000	\$2,707.27	
2013	\$200,000	\$2,694.07	-\$13.20
2014	\$200,000	\$2,760.93	\$66.87
2015	\$200,000	\$2,794.27	\$33.33
2016	\$200,000	\$2,816.24	\$21.97
2017	\$200,000	\$2,808.09	-\$8.15