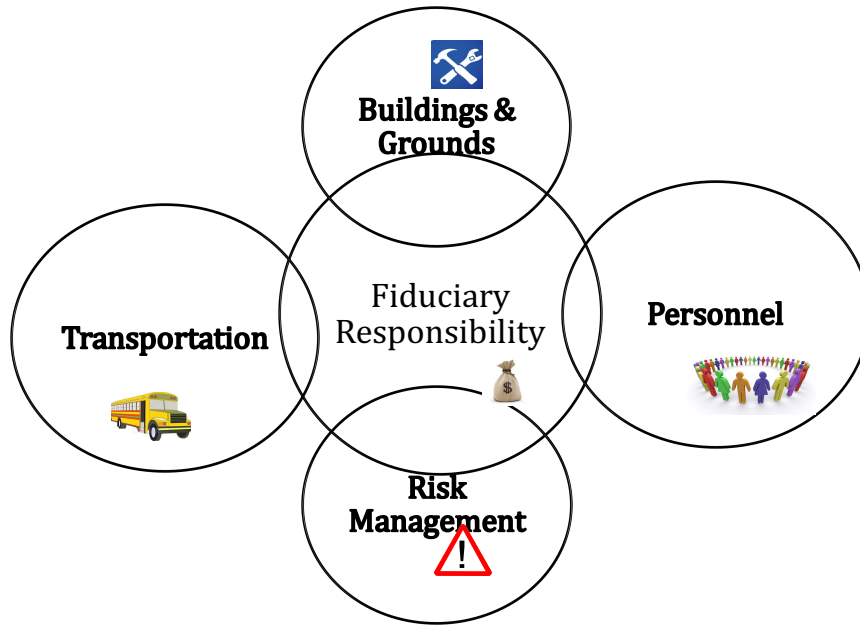


**Operations Update
June 2016**



Prairie State Insurance Cooperative.

Program Renewal Rates

Property Casualty			Workers' Compensation		
FY 15	FY 16	FY 17	FY 15	FY 16	FY 17
\$132,914	\$128,288	\$126,915	\$86,053	\$80,490	\$89,798

- -4.5% decrease in Property Casualty premiums from FY 15.
- +4.3% increase in Workers' Compensation premiums from FY 15.
- +1.02% increase overall in insurance premiums from FY 15.

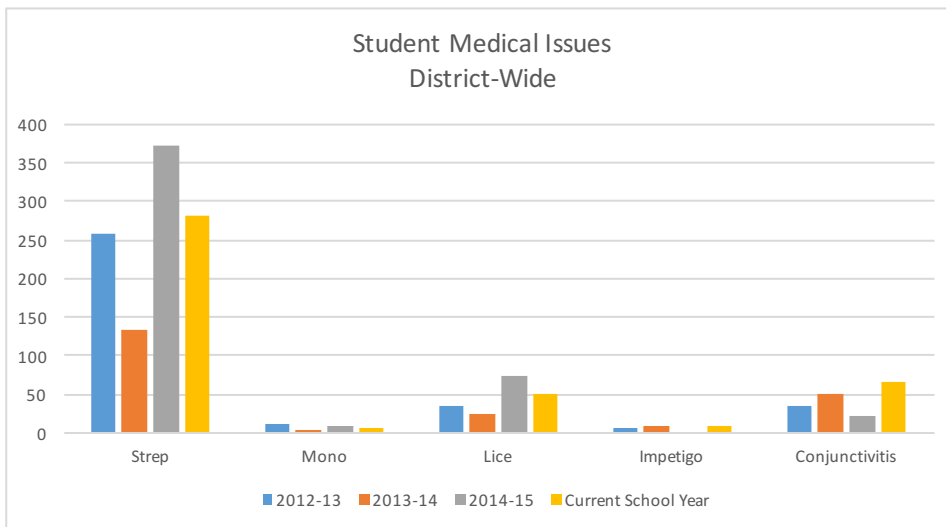
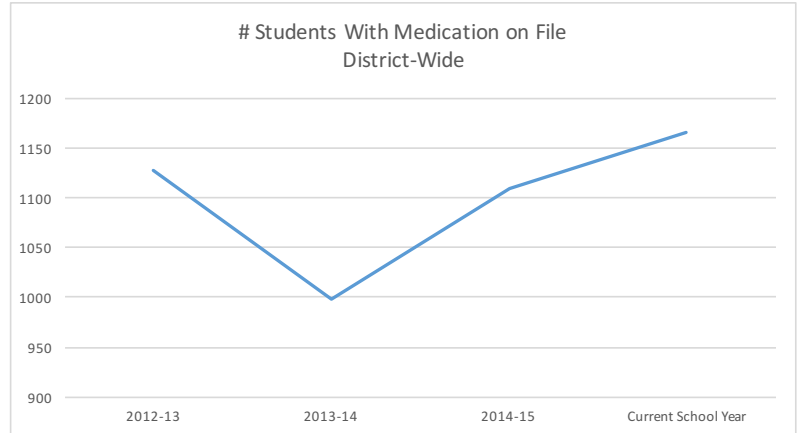
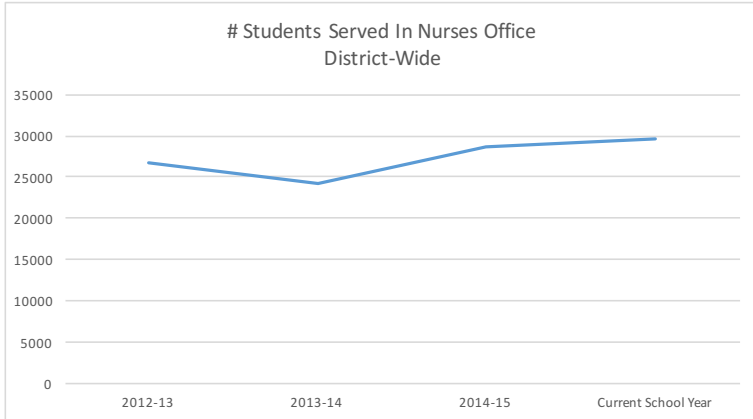


Cafeteria Year End Report.

	2015-16	2014-15	Percent Change
Total Local Revenue	\$745,193	\$719,054	+3.6%
# of Breakfasts Served	64,055	62,476	+2.5%
# of Lunches Served	261,379	271,017	-3.5%
# of Absent Employee Days	352	408	-13.7%



Nurses Year End Report.



Expense Budget to Actual Variance Report FYTD

	2015-16 Revised Budget	2015-16 FYTD Activity	% of Budget
Education Fund	18,259,114.00	15,676,768.04	86%
Operations & Maintenance	2,329,495.00	1,821,808.58	78%
Bond and Interest	3,036,479.00	2,066,600.00	68%
Transportation	1,949,800.00	1,829,052.24	94%
IMRF/SS	739,140.00	570,851.74	77%
Capital Projects	6,453,668.00	2,399,444.29	37%
Working Cash	2,000,000.00	1,000,000.00	50%
Tort	633,000.00	469,873.79	74%
Health Life Safety	390,000.00	364,029.34	93%
Totals	35,790,696.00	26,198,428.02	73%