


Technology Update 2016-2017

Geneseo CUSD 228

Teach



Devices and Infrastructure

Internet Usage and Cloud

540 Gigabytes per day is the average amount of data used.

(If your data plan was 5gb per month on your phone we would exceed your monthly allotment by over 100 times in a single day)

Between 2008-2010 we averaged 95 gigabytes per day.

Feb 28, used 588 gigabytes of data

Network Summary

A summary of network traffic.

The server passed 588.6 gigabytes and 5261583 sessions.

Google Activity

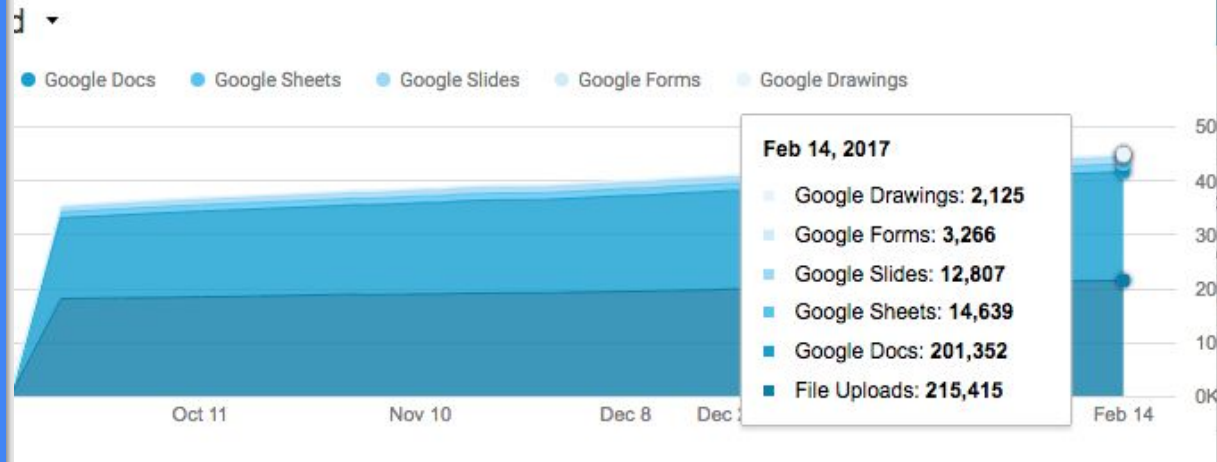
Activities in last 7 days



2055 Active users

1900-2100 Active users on average per day.

90-120 Video Hangouts Average Per Month.



Google Activity has been a steady growth of per day activity. This has been consistent steady growth for 4 years.

Google Docs is by far the most popular cloud based App.

All Students grades 4-12 have a @geneseoschools.org Google based account.

All Teachers and Staff have a @geneseoschools.org Google based account.

Shift to the Cloud

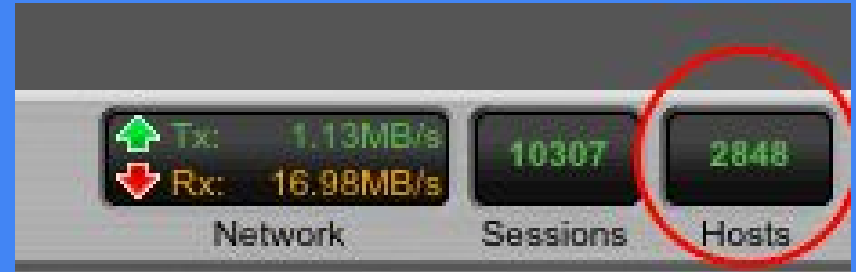
In 2008 we were around 25% cloud based and 75% local device based.

In 2014 we were around 50% cloud based and 50% local device based

In 2017 we are around 75% cloud based and 25% local device based.

Teaching resources, Staff documents, Student documents, etc have all continued to shift towards cloud based solutions.

Devices



We average around 2800-3100 devices connected to our Internet connection at anytime during a school day.

This includes smartphones, tablets, laptops, desktops you name it.

The majority of High School Students have smart phones.

The majority of Teachers have smart phones.

Devices | iMac and iPads

iMacs are aging and iPads are aging.

They have held up well and some are in service from 2007.

With the influx of Chromebooks replacements of iPads and iMacs will be limited. They are simply not needed in same numbers / same lab configurations.

There are still 170 student iMacs in service as of 2017.

Moving Forward

Our network WAN speed now operates at 1000mbps (1gbps).

In 2008 Our WAN speed was 100mbps

In 2015 Our WAN speed was 200mbps

Our connection exceeds our state's recommendation through the 2021 school year.

Learn



Elementary Student Devices

	2011-2012	2014-2015	2016-17
K-3	Shared iPad 1 cart for every two classrooms	iPad Minis 1:1	iPad Minis 1:1
4-5	Shared iPad 1 cart for every two classrooms	iPad 3/4s 1:1	Chromebooks 1:1 Shared iPad 3/4s
Art	None	None	1:1 iPad 3/4s

Focusing on 21st Century Skills

- The Millikin Collaboration Lab is now up and running. Teachers and students are beginning to use the facility in a variety of ways.
 - Movie recording projects
 - Science collaborative activities
 - Lego learning
 - Collaborative group projects
 - Presentations
 - Research projects
 - Math activities
- 7th Grade Computer Literacy II
 - Addition of Raspberry Pi computer modules
 - Addition of Swift programming modules
- 8th Grade Sci Tech
 - Addition of a new flight simulator
 - Addition of a new 3D printer
 - Updated computer animation module (Adobe Flash)
 - Updated robotics module that uses MindStorms software

Google Integration

After having extensive training opportunities, district teachers have become comfortable with using the Google platform. Most 4-12 teachers have integrated a variety of Google tools into their curriculum.

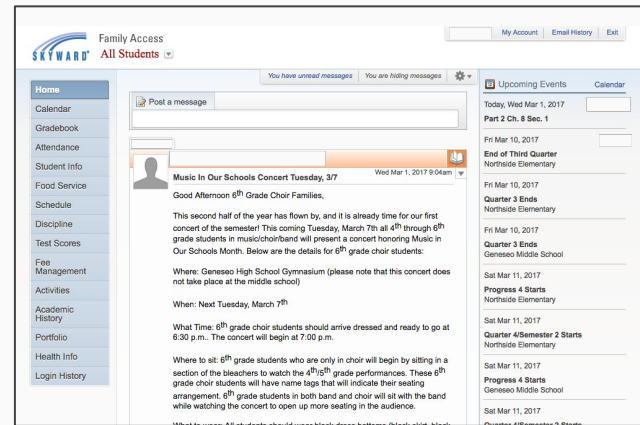
- K-2: Google tools are used professionally, but not with students.
- 3-5: Google Classroom, Docs, and Drive have been integrated in many classrooms. A Google pilot was completed this school year in 3rd grade.
- Middle School/High School: Google Classroom, Docs, Drive, Sheets, and Slides are used by both teachers and students.

Care



What PARENTS can do in Skyward

- Check Grades
- Pay Fees
- Setup Conferences
- Email staff members
- Setup email reminders for low lunch account balances
- Setup to receive daily, weekly or monthly grade updates
- Setup to receive weekly emails notifying of any missing assignments
- Check attendance
- And much, much more!



Automated Emails



What STUDENTS can do in Skyward

- Check grades
- Receive messages from staff members
- Complete online assignments and tests
- See a list of missing assignments
- Check upcoming events and assignments
- Look at their schedule
- Check their food service balance
- And much, much more!

The screenshot shows the Skyward Student Access interface. At the top, there's a 'Student Access' header with a search bar and links for 'My Account', 'Email History', and 'Exit'. Below this is a navigation menu on the left with options: Home, Gradebook, Student Info, Food Service, Schedule, Discipline, Activities, Academic History, Portfolio, and Login History. The main content area displays three messages: 1) A message about an online assignment deadline change for 'Ch. 5 Essay Question' from Friday, February 17, at 11:59 PM to Friday, February 17, at 11:45 AM. 2) A message about an online assignment deadline change for 'China' from Monday, February 13, at 11:59 PM to Monday, February 13, at 11:59 PM. 3) A message about the 2017 Recital Schedule posted on February 18th. On the right, there's an 'Upcoming Events' section listing: 'Quarter 3 Ends' on Fri Mar 10, 2017, 'Progress 4 Starts' on Sat Mar 11, 2017, and 'Quarter 4/Semester 2 Starts' on Sat Mar 11, 2017.

The screenshot shows an online assignment interface for a class named 'ACHOR / 1 A Cap Choir'. The assignment is titled 'Online Assignment' and is on 'Page 1 of 1'. The first question is 'The Baroque Music Period occurred during what time period?' (1 point). The options are: A. 1550-1750, B. 1600-1750 (selected), C. 1550-1650, and D. 1660-1700. The second question is 'Select the Baroque Composer' (1 point). The options are: A. Johann Sebastian Bach (selected), B. Ludwig van Beethoven, C. Domenico Scarlatti, D. Antonio Vivaldi, E. Wolfgang Amadeus Mozart, F. George Frideric Handel, and G. Frederic Chopin. On the right side, there are buttons for 'Save', 'Save and Complete Later', and 'Save and Complete Assignment'.

What TEACHERS can do in Skyward

- Grade book, of course!
- Daily attendance and lunch count
- Email parents and students
- Setup conferences
- Create, assign and grade online assignments and tests
- Share templates with other staff members
- Print progress reports for students
- Compile lists of missing assignments for students
- And much, much more!

GENESEO COMM UNIT SCH DIST 228

Home Teacher Access Food Service

Jump to Other Dashboards

Calendar

Keyward User

Reset Dashboards Select Widgets

Recent Messages

Recent Messages (5) Unread Messages (0)

11/10 -

Response from me to [Student Name] at 8:28 AM for class LA71 / 01 Regarding student

11/09 -

New Message from [Student Name] 9:12 PM for class LA71 / 01

10/25 - Parent Teacher Conferences

Teacher message to class LA71 / 01

10/13 - Parent Teacher Conferences

Recent Assignments

Group by Date Group by Class

Due Date: Today

Name	Class	# Graded
EXTRA CREDIT Internet Hunt	LA71 / 01	4
EXTRA CREDIT Internet Hunt	LA71 / 02	3
EXTRA CREDIT Internet Hunt	LA71 / 05	2
EXTRA CREDIT Internet Hunt	LA71 / 07	9
Fever 1793 Internet Hunt	LA71 / 03	11

Due Date: 02/22/17

My Print Queue

Teacher Quick Access

My Dashboard

Trm	Prd	Class	Description	Post Daily Attendance
1-4	1	LA71 / 01	LANG. ARTS	
1-4	2	LA71 / 02	LANG. ARTS	
1-4	3	LA71 / 03	Lang. Arts	
1-4	5	LA71 / 05	LANG. ARTS	
1-4	7	LA71 / 07	LANG. ARTS	
1-4	8	ASAP72 / 702	ASAP72	

Teacher's Students

Student Name	Ent	Gen	Gr
	300	M	07
	300	M	07
	300	M	07
	300	F	07
	300	M	07
	300	M	07
	300	F	07
	300	F	07
	300	F	07
	300	F	07
	300	F	07
	300	M	07

Jump to Other Systems

Educator Access Plus

Student Management

Grade Distribution

Show Grade Distribution Chart

Recent Programs

EA Plus Home

Student Management Home

WS

Student Profile

WEB SITE

My Conference Scheduler

WAIERPTAICS

My Activities

WAIERPTAAMA

My Students

WAIERPTAAMS

My Homeroom

WAIERPTAAMH

My Food Service Information

WAIERPTBSMF

Geneseo Middle School

Home Teacher Access Food Service

Main Screen

Other Access Classes Assignments Attendance Categories Grade Marks Posting Reports Charts Display Options Quick Scoring Export

Students	Wed 03/01 Atnd Taken	Term Grade Q3 Sort By %	Q3 Options	Analysis - WK27-Tue 02/14/2017 PRJ 15	Structure WK26-Fri 02/10/2017 PRJ 85	Straw Shap WK25-Wed 02/01/2017 CLW 5	Ch. 5 Essa WK25-Tue 01/31/2017 TEST 0 4.46	Ch. 5 Eart WK24-Fri 01/27/2017 TEST 88 76.52	Review Ch. WK24-Thur 01/26/2017 HW 14 13.50	Sect. 3 Di WK24-Wed 01/25/2017 HW 10 9.86
1		B 90.27%	270.8/300	13	85	5	4.8	D	14	6.5
2		A 98.20%	294.6/300	15	80	5	5.6	A-	14	10
3		A+ 99.13%	297.4/300	15	85	5	6.4	B+	14	10
4	E-MD	A+ 101.47%	304.4/300	15	85	5	6.4	A	14	10
5		A+ 99.33%	298/300	15	85	5	*	A	14	10
6		A+ 98.93%	296.8/300	10	85	5	4.8	A	14	10
7		A+ 98.60%	295.8/300	14	85	5	4.8	A-	14	10
8		C 82.40%	247.2/300	11	80	5	3.2	F	14	10
9		A+ 100.33%	301/300	14	85	5	4	A	14	10
10		A 98.13%	294.4/300	15	85	5	6.4	B+	14	10